

**WE ARE  
PRO CLASS**

**FOX MOUNTAIN**



**NORTHWOOD**

[WWW.NORTHWOODMFG.COM](http://WWW.NORTHWOODMFG.COM)







*START LIVING ON  
MOUNTAIN TIME*

**FOX  
MOUNTAIN**





# FOX MOUNTAIN

## FOX MOUNTAIN STANDARD FEATURES

NORTHWOOD BUILT, INDEPENDENTLY CERTIFIED, OFF-ROAD CHASSIS  
GENERATOR READY \* CATHEDRAL ARCHED CEILING CONSTRUCTION  
LED EXTERIOR & INTERIOR LIGHTING \* STAINLESS STEEL APPLIANCES  
FULLY WELDED, THICK-WALL ALUMINUM FRAME CONSTRUCTION  
SOLID SURFACE COUNTERTOPS \* INTERIOR COMMAND CENTER  
ADJUSTABLE PITCH CAREFREE TRAVEL'R 12V LED AWNING  
FRAMELESS WINDOWS \* 10 CU FT FRIDGE W/ COLD WEATHER KIT  
MORryde STEP ABOVE ENTRY STEP WITH STRUT ASSIST  
POWERED DUAL-MOTOR SLIDING STAB JACKS, REAR  
HIGH DENSITY BLOCK FOAM INSULATION  
EXTERIOR CONVENIENCE CENTER  
12-VOLT POWER LANDING GEAR



265RDS MIRAGE INTERIOR



235RLS HARMONY INTERIOR



**NW**  
**PRO CLASS**



**FOX MO**  
**ALUMINUM SUPERSTRUCTURE**



**LIFE ON MO**



**A LEGACY OF QUALITY**



**235RLS HARMONY INTERIOR**



# MOUNTAIN



# MOUNTAIN TIME



## A LEGACY OF QUALITY



## 265RDS HARMONY INTERIOR



# WHAT IS ABSOLUTE NORTHWOOD?

## 1 CHASSIS

✓ Custom Built, Independently Tested & Certified

## 1 FRAME

✓ Fully Welded Aluminum Superstructure

## 1 ROOF

✓ Full Walk On, Bonded Roof Truss System

## 1 CABINETS

✓ Wall & Ceiling Mounted, Face Frame Construction

## 1 INSULATION

✓ A True 4 Season Coach



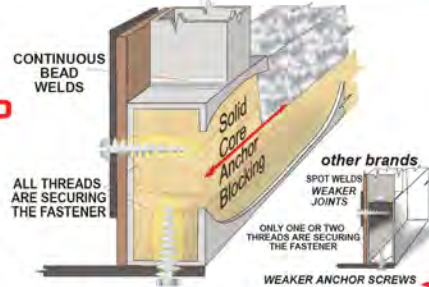
*Our Commitment to*  
**QUALITY**  
**STRENGTH**  
**DURABILITY**

When you purchase a Fox Mountain, you are investing in the best quality materials, construction and craftsmanship. That is why the resale value in a Fox Mountain remains higher, and your investment retains its value longer. If you ever decide to trade in your Fox Mountain you will get top dollar. That is why you don't see many used Fox Mountain Fifth Wheels on the market, folks buy them up as quickly as they become available because Fox Mountain Fifth Wheels have a reputation for durability and longevity.

## SOLID CORE ANCHOR BLOCKING

### UTILIZING EVERY THREAD

At all critical anchor points, we include solid fill anchor blocking so all the threads of the fasteners anchor securely and completely.



## RESIDENTIAL QUALITY CUSTOM BUILT CABINERY

Our cabinetry is built w/ solid wood doors, built with residential face frame construction methods. Drawers slide effortlessly on heavy gauge roller bearing drawer glides.



## ELECTRICAL FEATURES LED LIGHTS & SURGE TESTS

You will find energy efficient LED lighting both inside and out. Additionally, our 110V systems are surge tested multiple times with 1080 volts and the 12V systems are surge tested with 600 volts.



## THICK WALL ALUMINUM FRAME

## ALUMINUM SUPERSTRUCTURE

Aircraft Grade Tubing Up to 1/8" Thick .125"-.060" Thick frame with fully welded heavy gauge, thick wall aluminum tubing.



## ALL CONDITIONS 4 SEASON COACH



WARM AIR AROUND TANKS  
Heated enclosed holding tanks & dump valves. Designed for cold northern climates.

### HEATED HOLDING TANK AREA



## NORTHWOOD ROOF TRUSS SYSTEM

### FULL WALK-ON ROOF GLUE BONDED STRUCTURE

- \* Exterior marine grade decking
- \* One piece heavy gauge membrane.
- \* Fully bonded ceiling, trusses and roof sheathing.
- \* Trusses w/ 5-1/2 inch height for plenty of runoff slope.



UP TO 4" OF EXTRA HEADROOM

## CERTIFIED OFF-ROAD CHASSIS

WE BUILD OUR OWN!

We are one of the few manufacturers who build their own chassis. The name NORTHWOOD is known throughout the industry for quality chassis and we certify ours through an independent testing lab.







# EXPLORE NORTHWOOD QUALITY



## ROOF

Full Walk On Roof with Bonded Roof Truss System

## FRAME

Thick Wall Aluminum w/Solid Anchor Blocking

## SLIDE OUTS

4 Seals, Dual Rack & Pinion Rams (main slides) Insulated, Cross Ventilating Windows

## FLOORS

Commercial Grade Linoleum, Fully Insulated Tongue and Groove Plywood (not chipboard)

## CHASSIS

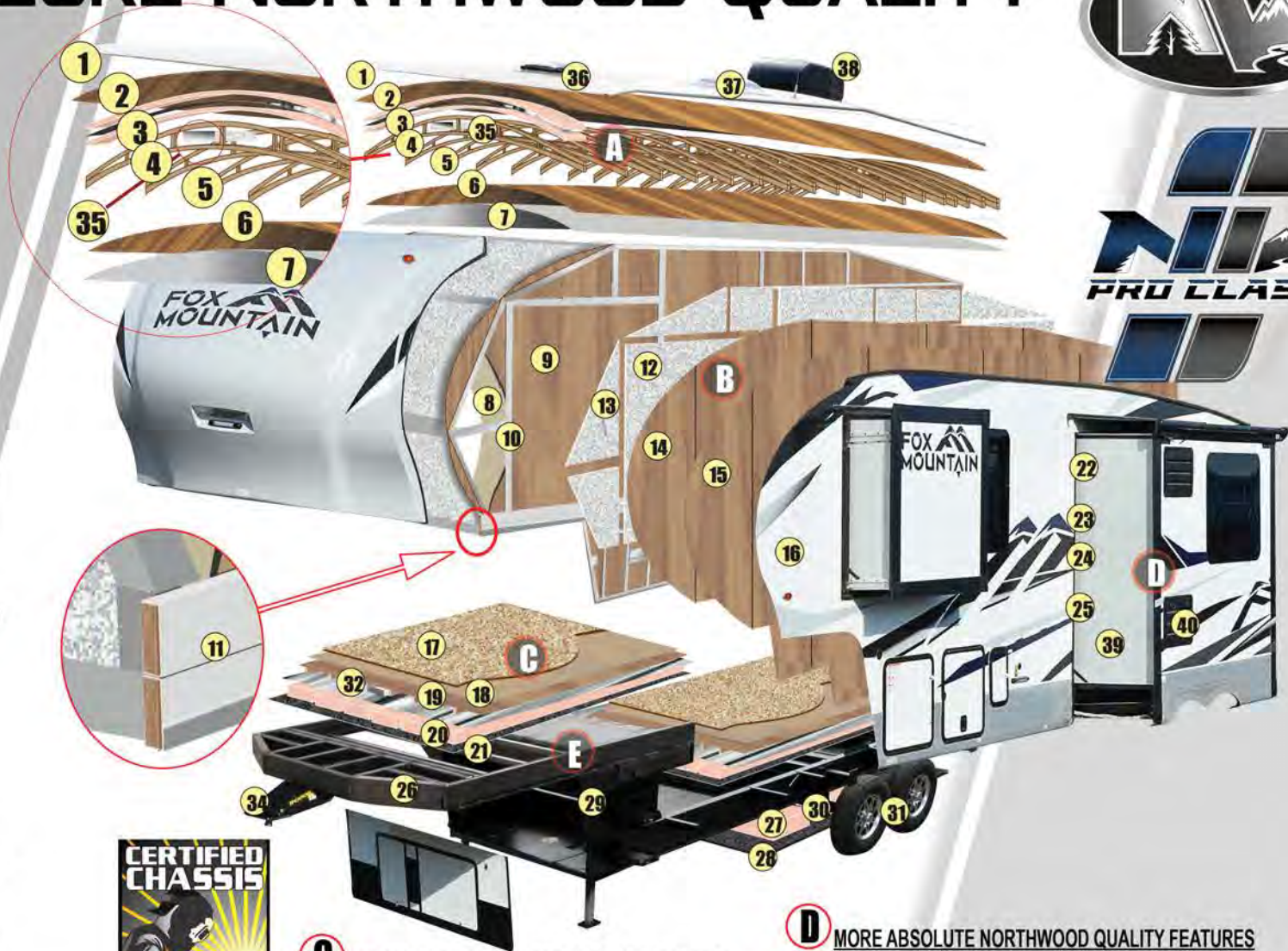
Custom Built, Independently Tested & Certified

## CABINETS

Wall & Ceiling Mounted, Face Frame Construction

## INSULATION

A True 4 Season Coach




### **A** NORTHWOOD ROOF TRUSS SYSTEM

- 1 Heavy Gauge One Piece Roof Membrane
- 2 3/8" Plywood Sheathing (Bonded to Trusses)
- 3 R-15 Reflective 'Arctic' Foil Insulation
- 4 R-18 Dual Layer Fiberglass Insulation
- 5 Bow Style Roof Trusses (Bonded to Ceiling)
- 6 Interior Lamination Grade Luan Plywood
- 7 Ozite Ceiling Carpet Finish (Silver Fox only)

### **B** HIGH DENSITY ONE PIECE LAMINATED WALLS

- 9 Designer Interior Decor Finish Paneling
- 10 Heavy Gauge Fully Welded Aluminum Superstructure
- 11 Solid Wood Fill - Full Thread Depth Anchor Blocking
- 12 Virgin 2 lb Rigid Dense Block Foam Insulation
- 13 Steel Inlaid Bonderizer Anchor Strips
- 14 Lamination Grade Luan Plywood Exterior Wall Layer
- 15 Second Luan Layer
- 16 Corona Treated High Durability Fiberglass Outer Layer



Our Northwood Built Chassis are Independently Tested & Certified by Pacific West Associates, Inc.

### **C** ULTIMATE DURABILITY FLOOR STRUCTURE

- 17 Residential Quality Plush Commercial Carpeting
- 18 Commercial Grade Linoleum with 20 mil Surface
- 19 5/8" T&G Plywood Decking (not chipboard)
- 20 R-7 Residential Grade Fiberglass Insulation
- 21 Reinforced Woven Highway Moisture Barrier

### **D** DUAL RACK & PINION RAM MAIN SLIDE ROOM

- 22 Gray Accent Fiberglass Finish on Slide Out Side Wall
- 23 4 Seal System w/Inner & Outer Bulb Seal
- 24 ...including Wiper Seal for Continual Seal (Any Position)
- 25 ...and Outer Bulb Seals

### **D** MORE ABSOLUTE NORTHWOOD QUALITY FEATURES

- 26 Independently Certified Custom Built Northwood Chassis
- 27 R-7 Residential Quality Formaldehyde Free Fiberglass Insulation
- 28 Corrugated Underbelly Panels
- 29 Heated and Insulated Large Capacity Holding Tanks
- 30 Easy Lube Axles and Shocks
- 31 Heavy Duty Radial Tires
- 32 Sealed All Metal Heat Ducts
- 33 Aerodynamic Fiberglass Front Cap
- 34 Rota-Flex Suspension Pin Box
- 35 All Foam Condensation Resistant A/C Ducts
- 36 Extra Large 'Starlite' Bedroom Skylight
- 37 Large Skylight
- 38 Hi Output Roof Mount A/C
- 39 Roto Molded High Durability Wheel Skirts
- 40 Diamond Scored Sidewall Skirts



# FOX MOUNTAIN FIFTH WHEELS

## FEATURES AND OPTIONS



### Standard Construction Features

Northwood Built, Independently Certified, Off-Road Chassis  
Fully Welded, Thick-Wall Aluminum Frame Construction  
One-Piece, Corona Treated, Continuous Fiberglass  
Hot, Polyurethane Laminated, Multi-Layered Substrate Walls  
High Density Block Foam Insulation  
Cathedral Arched Ceiling

### Standard Exterior Features

EZ Lube Axles w/Nev-R Adjust Forward, Self Adjusting Brakes  
Equaflex Axle Suspension System  
Aluminum Wheels / Tires & White Mod Spare  
Powered Dual-Motor Sliding Stab Jacks, Rear  
MORryde Step Above w/Strut Assist  
All-Conditions / Four Seasons Insulation w/ R-18 Ceiling  
R-15 Reflective Foil Insulation in Slide / Roof  
Heated Holding Tanks and Dump Valves  
Fiberglass High Gloss Gel Coat Front Cap  
Roto-Flex Suspension Pin Box  
Color-Keyed Sidewalls and Skirts  
Diamond Plate Bumper Wrap  
LED Exterior Lighting  
Roof Rack & Phatt Ladder / Magnetic Lugg Door Catches  
Exterior Convenience Center  
Exterior Shower / Black Water Flush System  
Large Exterior Entry Grab Handle  
Entry Door Friction Hinge  
Carefree Travel'R 12V LED Awning w/Adjustable Pitch Hardware  
Omni-Directional TV Antenna  
45 Watt Solar Panel / Sidewall Solar Port  
12-Volt Power Landing Gear / Battery Disconnect  
Frameless Windows  
Generator Ready / Satellite Ready / Solar Ready  
Exterior Security Light

### Standard Heat Power & Water Equipment

Semi-Automatic Winterization / By-Pass System  
6 Gal DSI Gas / Electric Quick Recovery Water Heater  
13.5m BTU A/C w/ Condensation-Resistant Ducting

### Standard Interior Features

LED Utility Lighting & Decorative Lighting  
Interior Command Center / Digital Thermostat  
Bedroom Carpet w/ Pad / Charge Wizard  
Contemporary Interior Styling  
Roller Bearing Drawer Glides  
Hidden Hinges on Cabinet Doors  
Fabric Day/Night Shade Window Treatments  
LED TV & DVD/CD AM/FM Player w/Bluetooth  
FanTastic Vent w/ Remote/Tstat/Rain Sensor in Bedroom

### Kitchen/Bathroom/Bedroom Features

Solid Surface Kitchen Countertops  
Custom One Piece Formed Countertops & Dinette Table  
Stainless Steel Appliances  
Residential, Built-In Microwave  
High Output 3-Burner Range with Range Cover  
Designer Fox Mountain Backsplash / Ceiling Fan  
Extra Large Fridge (10 Cu Ft) w/ Cold Weather Kit  
Porcelain, Foot-Pedal Toilet / Bath Skylight  
FanTastic Exhaust Vent in Bathroom  
Glass Shower Enclosure  
Northwood TruRest Queen Mattress & Bedspread  
Below Bed Storage  
Bedroom Pre-Wired & Blocked for Flat Screen  
Bedroom Roof Vent  
Pillow Shams  
Designer Headboard  
Shirt Wardrobe Cabinets  
Night Stand Top and Drawer  
Reading Lights / Electrical Outlets  
USB Charging Center at Dinette and on Both Sides of Bed

### Standard Safety Features

Break-Away Switch  
GFI Circuit Protection  
Smoke, LPG, & CO Leak Detector  
Fire Extinguisher  
Dead Bolt Lock on Entry Door  
Egress Windows (emergency escape)

### Options

Surround-Soundbar  
Slide Awning Topper  
Alumaguard Main Awning  
19" 12v LED TV Bedroom  
15K A/C w/ Ducting / 15K Low Pro A/C w/ Ducting  
2" Receiver Hitch  
3.6 Onan Generator / Holding Tank Heat Pads  
100w or 170w Solar Panel / Thermal Pane Windows  
Lounge Recliners / LED TV Bedroom  
Free-Standing Table w/ 4 Chairs  
RV BBQ  
Rear View Camera  
Gateway Router

Model Number	235RLS	265RDS
Dry Axle Weight (approx. Lbs.)	6831	6885
Dry Hitch Weight (approx. Lbs.)	1930	2330
Net Carrying Capacity	3239	2785
Gross Dry Weight-lbs (approx. Lbs.)	8761	9215
Gross Vehicle Weight Rating (GVWR)-Lbs.	12000	12000
Exterior Length (approx. w/ hitch)	27'10"	29'10"
Exterior Height (approx. incl. AC unit)	12'9"	12'10"
Exterior Width (approx. w/o awning)	8'0"	8'0"
Tire Size	ST235	ST235
	80R16	80R16
Load Range	E	E
Fresh Water w/water heater (approx gal)	59	54
Gray Water Tank (approx. gallons)	42	40
Black Water Tank (approx. gallons)	36	35
LPG Capacity (approx. gallons)	14	14
CSA - Canadian Dealers Only	YES	YES
Auto Ignition Furnace (1,000 BTU's)	30	30

\*All dry weights are calculated on full featured production units. Verify the towing capacity of your tow vehicle. If you don't know or aren't sure, you can ask your automotive dealership or contact your tow vehicle manufacturer. All weights above are average approximations and may vary. Weights are calculated before adding options.

Your Northwood Dealer

Updated February 2022