

A LEGACY OF QUALITY

# DESERT FOX



# NORTHWOOD



[WWW.NORTHWOODMFG.COM](http://WWW.NORTHWOODMFG.COM)



**OPTIONAL OPPOSING CONVERTIBLE SOFAS**



**27FS HARMONY INTERIOR**



**21SW MIRAGE INTERIOR**



**CERTIFIED CHASSIS**

**ALUMINUM SUPERSTRUCTURE**

**SOLID CORE ANCHOR BLOCKING**

**ALL CONDITIONS / 4 SEASON**

**NW ROOF TRUSS SYSTEM**

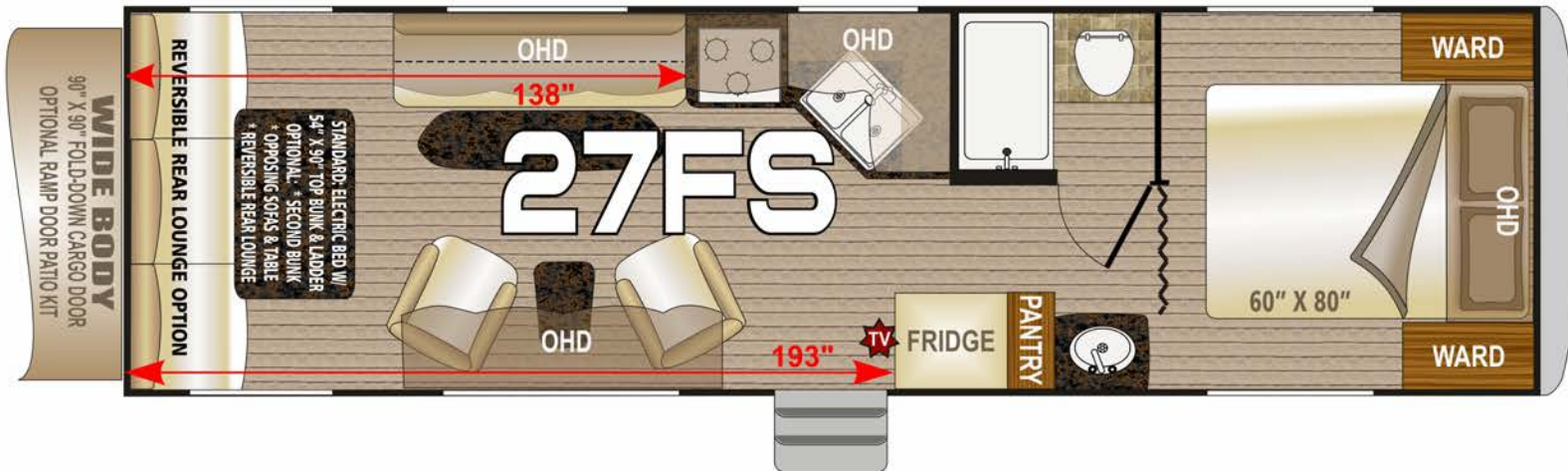
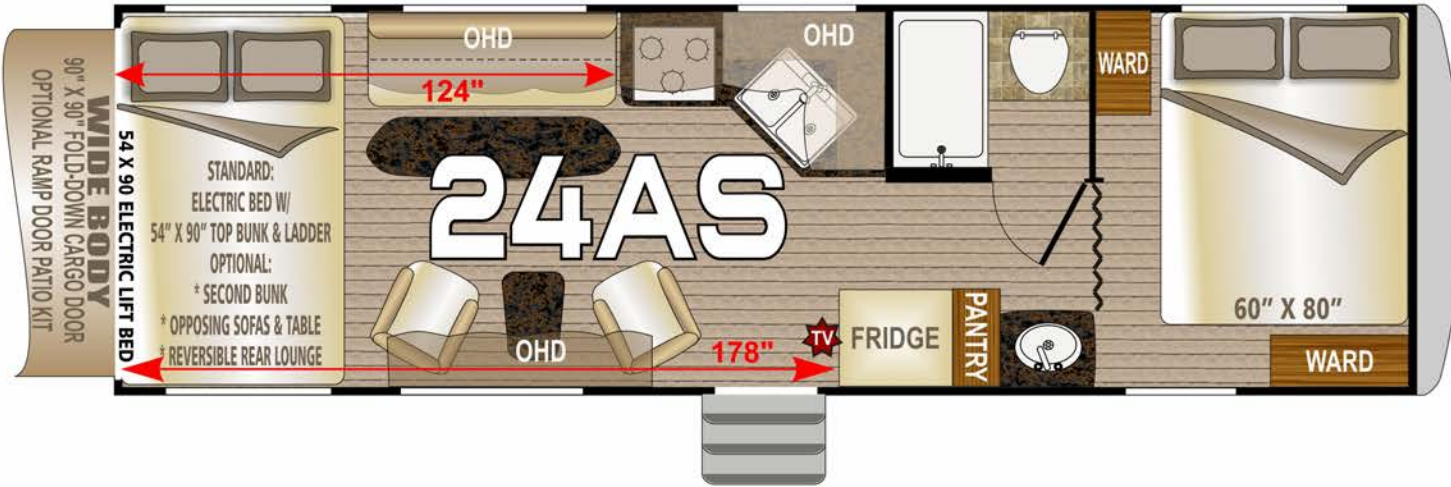
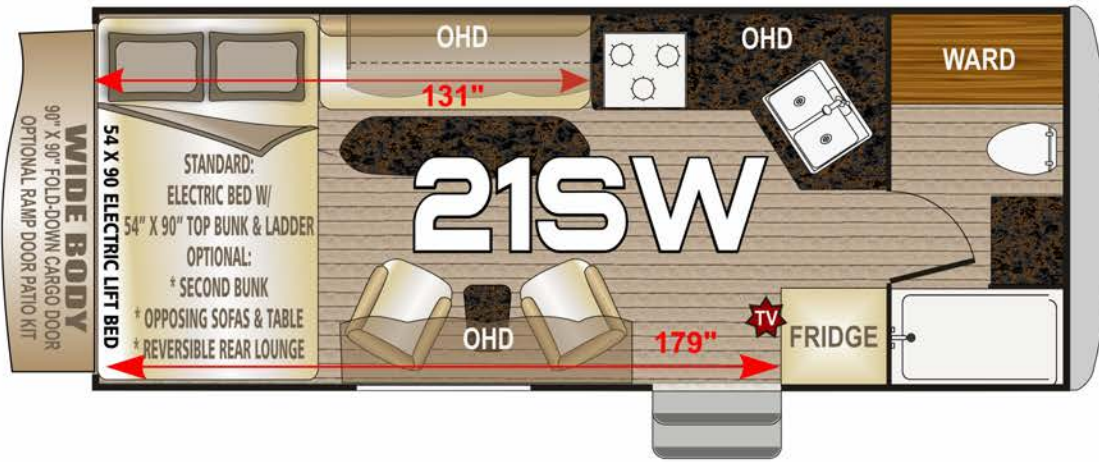
**CUSTOM CABINETRY**

**LED LIGHTING**



**CERTIFIED CHASSIS**

**PACIFIC WEST ASSOCIATES, INC.**  
UTILIZING AEROSPACE INTERIERS  
TECHNOLOGY BRINGS AHEAD THE FIELD  
OPTIMUM PERFORMANCE AND SAFETY  
BUILT BY NORTHWOOD



**OFFROAD**



# ALL OF THESE FEATURES ARE STANDARD!



SOLID SURFACE  
COUNTERTOPS



FIBERGLASS  
FRONT CAP



45 WATT  
SOLAR PANEL



ONAN 4.0 GAS  
GENERATOR



40 GALLON  
ONBOARD  
FUEL STATION



AIR  
COMPRESSOR



RAMP CABLE KIT



PRESSURE WASHER  
(24AS & 27FS)

# CHECK OUT THESE GREAT OPTIONS



REVERSIBLE  
REAR LOUNGE



ALUMAGUARD  
MAIN AWNING



WINEGARD G2  
CARRYOUT  
SATELLITE



AUSSIE GRILL  
W/ BRACKET



2ND BUNK FOR  
ELECTRIC BED



OPPOSING  
CONVERTIBLE  
SOFAS



RAMP DOOR PATIO KIT  
(ONLY 27FS)



100 & 170 WATT  
SOLAR PANELS

# WHAT IS ABSOLUTE NORTHWOOD?

## CHASSIS

✓ Custom Built, Independently Tested & Certified

## FRAME

✓ Fully Welded Aluminum Superstructure

## ROOF

✓ Full Walk On, Bonded Roof Truss System

## CABINETS

✓ Wall & Ceiling Mounted, Face Frame Construction

## INSULATION

✓ A True 4 Season Coach

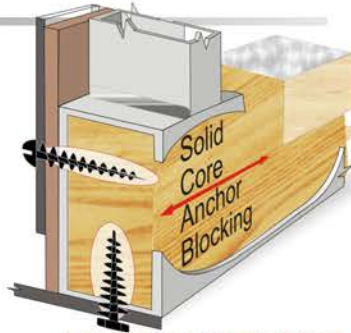


*Our Commitment to*  
**QUALITY**  
**STRENGTH**  
**DURABILITY**

When you purchase a DFox, you are investing in the best quality materials, construction and craftsmanship. That is why the resale value in a DFox remains higher, and your investment retains its value longer. If you ever decide to trade in your DFox, you will get top dollar. That is why you don't see many used DFox trailers on the market, folks buy them up as quickly as they become available because DFox Toy Haulers have a reputation for durability and longevity.

## ✓ SOLID CORE ANCHOR BLOCKING UTILIZING EVERY THREAD

At all critical anchor points, we include solid fill anchor blocking so all the threads of the fasteners anchor securely and completely.



## ✓ RESIDENTIAL QUALITY CUSTOM BUILT CABINERY

Our cabinetry is built w/solid wood doors, built with residential face frame construction methods. Drawers slide effortlessly on heavy gauge roller bearing drawer glides.



## ✓ ELECTRICAL FEATURES LED LIGHTS & SURGE TESTS

You will find energy efficient LED lighting both inside and out. Additionally, our 110V systems are surge tested multiple times with 1080 volts and the 12V systems are surge tested with 600 volts.



## ✓ THICK WALL ALUMINUM FRAME ALUMINUM SUPERSTRUCTURE

AIRCRAFT GRADE TUBING UP TO 1/8" THICK  
.125"-.060" Thick frame with fully welded heavy gauge, thick wall aluminum tubing.



## ✓ ALL CONDITIONS 4 SEASON COACH

WARM AIR AROUND TANKS  
Heated enclosed holding tanks & dump valves. Designed for cold northern climates.



## ✓ NORTHWOOD ROOF TRUSS SYSTEM FULL WALK-ON ROOF

GLUE BONDED STRUCTURE

- \* Exterior marine grade decking
- \* One piece heavy gauge membrane.
- \* Fully bonded ceiling, trusses and roof sheathing.
- \* Trusses w/ 5-1/2 inch height for plenty of runoff slope.



## ✓ CERTIFIED OFF-ROAD CHASSIS

WE BUILD OUR OWN!

We are one of the few manufacturers who build their own chassis. The name NORTHWOOD is known throughout the industry for quality chassis and we certify ours through an independent testing lab.





A LEGACY OF QUALITY



This is our second summer enjoying our DFox. This picture was taken in northern Arizona on a beautiful summer evening. Thank you for making such a great product! Phil and Nancy C.Yuma, AZ



With many years of camping over the years, our 2013 27FS Desert Fox is the best! We love getting out on the trails with our quads and RZR and have the trusted comfort of "home". Thank you for making such an amazing RV and being so great to work with! Jack and Laurie



We are loving our 2020 Desert Fox 21SW. We can fit our Honda Talon 1000X inside! Nancy B.



### Standard Construction Features

Northwood Built, Independently Certified, Off-Road Chassis  
 Fully Welded, Thick-Wall Aluminum Frame Construction  
 One-Piece, Corona Treated, Continuous Fiberglass  
 Hot, Polyurethane Laminated, Multi-Layered Substrate Walls  
 High Density Block Foam Insulation  
 Cathedral Arched Ceiling  
 E-Z Lube Axles w/Nev-R Adjust Forward, Self Adjusting Brakes  
 Shocks On All Four Wheels  
 16" Aluminum Wheels/ Tires & Door Mounted Spare  
 Stabilizer Jacks / MORryde Step Above w/Strut Assist

### Heating / Insulation / Exterior Features

All-Conditions Insulation With R-18 Ceiling  
 R-15 Reflective Foil Insulation in Roof  
 4 Season Package – Incl. Heated Enclosed Tanks  
 DFox Fiberglass Front Cap / Diamond Plate Front Gravel Guard  
 LED Interior & Exterior Lighting / Easy Access LP Cover  
 R/S High Intensity LED Exterior Work Light  
 D/S High Intensity LED Motion Sensor Exterior Work Light  
 Motion Sensor LED Porch Light  
 LED Rear Cargo Light Bar / Roof Rack & Ladder  
 LPG Quick Connect & Black Water Flush System  
 Large Exterior Entry Grab Handle / Entry Door Friction Hinge  
 Exterior Shower / Omni-Directional TV Antenna  
 Semi-Automatic Winterization/By-Pass System  
 6 Gal DSI Gas/Elect Quick Recovery Water Heater  
 13.5m BTU Air Conditioner w/Condensation-Resistant Ducting  
 Carefree Travel'R 12V Awning w/Adjustable Pitch Hardware  
 12-Volt Power Tongue Jack / Toy Lock  
 LED Outside Speakers with Remote/Battery Disconnect  
 Thermal Pane Windows Solar Reflective / Magnetic Catches  
 45 Watt Solar Panel / Sidewall Solar Port  
 Satellite Ready / Solar Ready  
 Generator 4.0 Onan Gas / 40 Gallon On-Board Fuel Station  
 On Board Air Compressor (All models) /Pressure Washer (24AS & 27FS)

Your Northwood Dealer

### Interior Features and Equipment

Interior Command Center / Marine Grade Pedestal Table Hardware  
 Roller Bearing Drawer Glides / Hidden Hinges on Cabinet Doors  
 Fabric Day/Night Shade Window Treatments  
 Premium AM/FM/CD/ DVD Sound System w/Amp & Bluetooth  
 Premium Sound Outside Speakers/Battery Disconnect  
 Smoke, LPG & CO Leak Detectors / Charge Wizard  
 32" 110v LED Smart TV Living Room  
 Custom DFox Signature Key Rack  
 Custom One Piece Formed Countertops & Tables

### Kitchen

Solid Surface Kitchen Countertops  
 R/S Roll Over Sofa D/S 2 Swivel Rockers w/Table  
 Stainless Steel Appliances / Residential, Built-in Microwave  
 High Output 3-Burner Range with Range Cover  
 Extra Large Fridge (8 Cu Ft) w/ Cold Weather Kit  
 Daylitter Kitchen Skylight w/ Shade

### Bedroom & Bathroom

USB Charging Ports on Both Sides of Bed  
 Glazed, Raised Panel Cabinet Doors & Drawers  
 Porcelain, Foot-Pedal Toilet / Bath Skylight / Full Tub  
 FanTastic Vent in Bathroom (Exhaust Only) / Shower Screen  
 NW Tru-Rest Mattress w/ Bedspread (24AS & 27FS)

### Cargo Area

Reinforced Ramp Door  
 Electric Bed with First Bunk and Ladder  
 FanTastic Vent with Remote/Tstat/Rain Sensor over Cargo Area  
 Rubber Cargo Area Decking / Roll Up Carpet Kit  
 Rear Screen Wall / Ramp Cable Kit

### Available Options

Alumaguard Main Awning  
 24" 110v LED TV Bedroom (N/A 21SW)  
 15K A/C w/ Ducting  
 10 Gal LPG w/Soft Cover  
 D/S Rollover Sofa  
 Holding Tank Heat Pads (All Tanks)  
 2nd Bunk For Electric Bed  
 Reversible Rear Lounge  
 Patio Kit w/ Cables for Ramp Door (27FS)  
 100 Watt Solar Panel  
 170 Watt Solar Panel  
 Winegard Carryout G2+ Sat Dish (DISH/DIRECT)  
 Aussie Grill w/Stand  
 Opposing Convertible Sofas  
 Rear View Camera  
 Gateway Router  
 Some options N/A in all Floorplans



Send us your testimonial with your pictures and you may be featured in our future promotions.  
 Send your information to: [feedback@northwoodmail.com](mailto:feedback@northwoodmail.com)

Desert Fox	21SW	24AS	27FS
Dry Axle Weight (approx lbs)	6027	7083	7448
Dry Hitch Weight (approx lbs)	1115	1512	1494
Net Carrying Capacity (approx lbs)	4158	4205	3858
Gross Dry Weight (approx lbs)	7142	8595	8942
Gross Vehicle Weight Rating (GVW) - lbs	11300	12800	12800
Exterior Length (approx w/ Hitch)	25'0"	30'2"	32'7"
Exterior Height (approx w A/C)	13'0"	13'0"	13'0"
Exterior Width (approx w/o Awning)	8'6"	8'6"	8'6"
Tire Size	ST235	ST235	ST235
	80R16	80R16	80R16
Load Range	E	E	E
Fresh Water Capacity (approx gal) w/ water heater	78	100	100
Gray Water Tank (approx gal)	46	47	47
Black Water Tank (approx gal)	36	50	50
LPG Capacity (approx gal)	14	14	14
CSA - Canadian Dealers Only	Yes	Yes	Yes
Auto Ignition Furnace (1,000 BTU's)	25	30	30

\*All dry weights are calculated on full featured production units. Verify the towing capacity of your tow vehicle. If you don't know or aren't sure, you can ask your automotive dealership or contact your tow vehicle manufacturer. All weights above are average approximations and may vary. Weights are calculated before adding options. Specifications are subject to change without notice.

Updated Feb. 2021