



Quality By Design

[www.northwoodmfg.com](http://www.northwoodmfg.com)

Welcome to..

# WOLF CREEK

With 3 beautiful Interiors  
To Choose From



*850 Early Autumn*



*840 Solitaire Azul*



*850 Elegant Truffle*



# WOLF CREEK 840

Quality by Design



## Absolute Northwood

- Efficient Galley Design
- w/ Plenty Of Drawers & Overhead Storage
- Welded Aluminum Frame Construction
- w/Laminated Fiberglass Sidewalls
- Structurally Superior Laminated Floor Construction
- Block Foam Insulation
- w/ Optional Heated Holding Tanks
- Diamond Plate Knee Wall Armor
- Residential Quality Cabinetry Throughout
- Roller Bearing Drawer Glides
- Auto-ignition Furnace

After extensive research, I bought the 2013 Wolf Creek 850 for use in Alaska. It has all the amenities my family of 3 needs and more. We traveled through Canada and into Alaska in April 2013, temperatures were below freezing and the camper kept us dry and warm. It was very surprising to me how much storage space was available and with the 5 CUF fridge we could carry many days of food without having to resupply. The four season capability is a must up in Alaska and I am extremely happy with my 850. Bob Hornick



Early Autumn Interior



# Quality Features

Large Capacity Tanks & Amenities  
For Extended Camping Capability

Steel Reinforced, Embedded,  
Bolt-through Tie Down Brackets

Quick Recovery 6 Gal.

DSI Gas/Elect. Water Heater

Thick Wear Surface

Commercial Grade Flooring

Led Interior/external Utility Lighting

Fiberglass Shower With Skylight

Deep Tint Safety Glass



# 850



Flagstone Mosaic Interior




Skiing at Alpentel Ski Area  
Snoqualmie Pass, WA

We have had our 2013 Wolf Creek 850 Truck Camper since October 2012 and have been enjoying it completely! We chose to get the Wolf Creek camper because my family loves to camp yet we don't love tents. My daughters and I love having nice warm beds and bathroom in the camper. My husband chose the Wolf Creek 850 and wanted it to be winterized so that we can take it up to our local ski area in Washington where we spend many weekends skiing and camping in the snow. Something we would never consider in a tent.

Currently, we are on a year long road trip with the family in the Wolf Creek. My husband, myself and my two daughters (8 & 11) left Seattle, WA at the end of August

and headed North, through Vancouver, BC and headed all the way up to Hyder, AK. Then made our way down through the Canadian Rockies and back into the US through Montana, South Dakota and through the Great Lakes Region. After Michigan we went North again and toured Montreal and Quebec City. After getting sprinkled with a bit of snow in Quebec and getting shut out of closed RV parks, we decided to head South. We went through Maine, stopped in Salem, MA to experience the Halloween festivities and explore Boston and now we are in Gettysburg, PA and are planning to continue heading South. We will spend Thanksgiving in Virginia and make our way to Florida for December before we head to the Rockies for ski season and then head West in the Spring and back home next Summer.

All the best,  
Kathy & Andrew Gorohoff





# Absolute Northwood

*"Where Quality is Everyone's Responsibility"*




## One Piece Laminated Walls

Our aluminum wall frames are constructed of up to 1/8" thick aluminum tubing and all joints are welded full width, not spot welded like much of the competition.



## One Piece Continuous Fiberglass

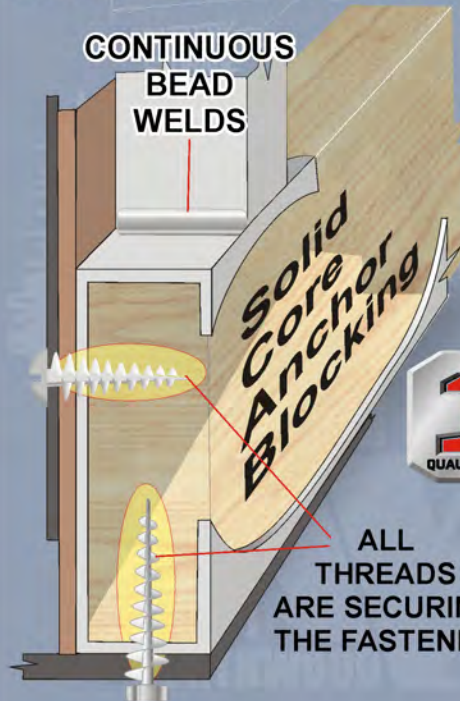
The outer skin of our laminated wall is a single sheet of tough, corona treated fiberglass. Corona treating ensures the polyurethane is able to properly accept the hot melt adhesives. A single piece of fiberglass eliminates seams that can leak & it's stronger too.



## Steel Bonderizers

We add steel bonderizer strips inside the wall at all mounting points. The bonderizers provide a steel anchor point for any fixtures that are mounted to the walls.

## Solid Core Anchor Blocking

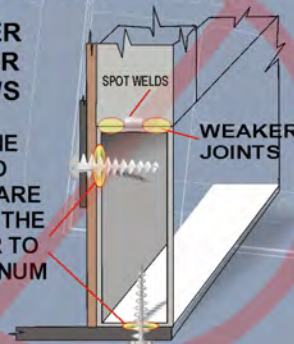


We add solid core anchor blocking in the frame perimeter. The solid blocking provides a substantial anchor medium for securing screws.



### other brands

**WEAKER ANCHOR SCREWS**  
**ONLY ONE OR TWO THREADS ARE SECURING THE FASTENER TO THE ALUMINUM**



## Solid Wood Face Frame Cabinetry

We build our own cabinets, and every cabinet is built to the best quality specifications. By building our own cabinets, we can guarantee that they will be made right and are built to last!



## Top Quality Materials

All NORTHWOOD cabinets are made with residential quality material and methods. Because we use screws, they hold up better under travel/road conditions.

By integrating the cabinet with the structure of the ceiling and walls, our coaches and our cabinets are both made stronger.

## Face Frame Construction

We use the same construction techniques used in quality residential cabinetry. We assemble hardwood styles with screws on a face frame machine to ensure strong, durable cabinets. The result: Beautiful, quality cabinetry and the best built truck camper!



## A Solid Foundation: Thick Basement Walls & Aluminum Trusses.

### Thick Wall Tubular Aluminum Floor Frame

Really Big holding tanks require a 'Really Big' floor structure...  
**That's The Wolf Creek Floor Structure!**  
Thick wall aluminum basement floor joists support our holding tanks under the basement of every Wolf Creek Truck Camper.



# QUALITY



# FIRST

**Continuous  
One Piece  
Fiberglass  
Cabover / Bulkhead**

No seams that can leak!



## "The Ultimate Back Porch" **FOX LANDING**

The new **FOX LANDING** offers a large entry platform, convenient fold away stairs and intermediate step for easy access. The stairway can be installed to the left or right of the landing, and the platform folds up, out of the way, for travel or when hitching your boat or trailer. Check it out!

**Manufactured  
*Exclusively*  
for NORTHWOOD**

- \* 4 Equal Height Steps
- \* Mid Step (Between Bumper & Threshold)
- \* New Wider Bumper
- \* Left or Right Hand Accessible
- \* Glow Step Treads
- \* Steps Fold Up in Seconds
- \* Single Pin Locks Into Position

1. Steps in the down position.



2. Treads fold up....



3. Landing folds up, and pin locks it into place



## Northwood Seat Step

What a Great Idea!

Makes getting into the cabover a breeze.  
Doubles as an additional seat.

~~~~~  
Easy to attach and remove.

Simply hang it on the bulkhead wall.  
Use as a cabover step or as a seat.

A terrific option to add to your Wolf Creek!



# Features & Options

## Standard Construction Features

Fully Welded, Thick-Wall Aluminum Frame Construction  
One-Piece, Corona Treated, Continuous Fiberglass  
Hot, Polyurethane Laminated, Multi-Layered Substrate Walls  
High Density Block Foam Insulation  
Laminated Floor

## Standard Exterior Features

Dual Battery Compartment  
1- 20 lb LPG tank w/Regulator  
Diamond Plate Knee Wall Armor  
Truck Storage Access Doors  
Residential Wear Floor Covering  
LED Exterior Lighting  
6 Gal DSI Gas/Elect Quick Recovery Water Heater  
20K BTU Auto Ignition Furnace  
Marine Style Detachable Shore Cord  
TV Antenna  
Roof Rack and Ladder Ready  
Tinted, Safety Glass Windows  
Entry Door Friction Hinge  
Satellite Ready / Solar Ready

## Standard Interior Features

LED Interior Utility Lighting  
Interior Command Center  
Solid Wood Mortise & Tenon Cabinet Doors  
Designer Wood Grain Finish Throughout  
Roller Bearing Drawer Glides  
Mini Blind Privacy Shades Throughout  
Pre-wired for Stereo  
Smoke, LPG & CO Leak Detectors  
110 Volt 55 Amp Converter

## Standard Kitchen Features

Laminated Counter Tops  
High Profile Kitchen Faucet  
High Output 3-Burner Cook Top  
Range Hood with Light and Exhaust Fan  
Kitchen Overhead Storage Cabinets  
Multiple Kitchen Drawer Cabinets  
U-shaped Dinette  
Large Picture Window At Dinette

## Standard Bathroom Features

Hand-Flush Toilet / Bath Skylight  
Exhaust Fan in Bathroom  
Shower Curtain with Curved Track / Full Shower

## Standard Bedroom Features

Inner Spring Mattress w/Bedsread  
Privacy Curtitition in Cab Over  
Bedroom Roof Vent  
Night Stand  
Bedroom Reading Lights  
USB Charging Station / Each side of the Bed

## Available Options

Large Exterior Folding Grab Handle  
AM/FM/CD/DVD Player  
Rear Electric Awning  
CSA (Canadian Dealers Only)  
19" 110/12v LED TV  
Microwave Oven  
Thermal Pane Windows  
Camper Seat-Step  
Fox Landing  
Gen Ready (Short Box Only)  
2.5 Onan LP Generator  
60 Watt Solar Panel  
100 Watt Solar Panel  
Swing Out Brackets  
Roll Over Sofa  
Wardrobe Curbside  
11 K BTU Air Conditioner  
16" Oven  
Coleman Mach 8 9K BTU A/C  
1 Deep Drawer Under Cooktop  
24" Add-A-Step  
Side Box Awning-Curb Side  
Side Box Awning-Road Side  
Side Boxes (Short Box Only)  
Kitchen Counter Extension (850 Only)

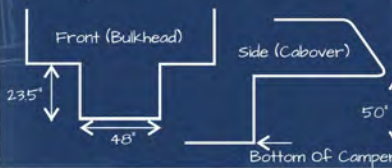
## Wolf Pack

Wolf Pack is a mandatory option bundle that includes all of the following high value features:

AM/FM/CD Player w/Bluetooth  
Rear Awning  
Electric Jacks  
5 CU' Fridge w/Insert Panels  
Dual 5 Gallon LP Tanks  
Exterior Shower  
Heated Holding Tanks  
Roof Rack & Ladder  
Fox Landing Ready Rear Bumper  
Sewer Hose Storage  
Utility Light Roadside  
FanTastic Vent  
Combo Bunk Cab w/Dinette Light

Weight: 310 lbs

## Camper Bed Dimension



LIGHT DUTY



Send us your testimonial with your pictures and you may be featured in our future promotions. Send your information to: [feedback@northwoodmfg.com](mailto:feedback@northwoodmfg.com)

## CAMPER SAFETY TIPS:



More TORCLIFT

Use **TORCLIFT** frame mounted camper tie downs for greatest safety.

For your safety while driving, use mirrors that allow you to view past the camper to the rear on both sides. Trucks can be purchased with extended mirror options or you may purchase mirror extensions. Truck manufacturers state that you should not exceed the GVWR for the vehicle that carries your camper. The configuration of your truck will determine what size camper your vehicle can carry. A dual rear wheel truck is advisable for Wolf Creek campers. Adjustable air bags will help to level your vehicle, transfer rear axle weight forward for comfort and safety, and are recommended for all Wolf Creek applications. Some states allow passengers to ride in the camper, but it is not recommended as there are no seat belts available. When driving in any adverse weather condition it is always best to reduce your speed. The pickup should be outfitted with a durable rubber mat liner to reduce shifting while traveling. The mat will also protect the truck bed and camper from scratching while loading and unloading.



840 Early Autumn

| Model Number                        | 840           | 850           |
|-------------------------------------|---------------|---------------|
| Dry Weight Lbs                      | 1992          | 2008          |
| Dry Weight Kgs                      | 904           | 913           |
| Width                               | 8'0"          | 8'0"          |
| Exterior Height                     | 7'7"          | 7'7"          |
| Interior Height                     | 6'6"          | 6'6"          |
| Floor Length                        | 8'6"          | 8'8"          |
| Overall Length                      | 16'0"         | 16'2"         |
| Fresh Water w/Water Heater          | 35 gal        | 33 gal        |
| Gray Water                          | 27 gal        | 19 gal        |
| Black Water                         | 20 gal        | 20 gal        |
| LPG Capacity (approx. gallons)      | 5 gal/ 20 lb* | 5 gal/ 20 lb* |
| Auto Ignition Furnace (1,000 BTU's) | 20            | 20            |

See your dealer for option availability in certain models

Your Local Dealer:



Updated June 2018