



1993 - 2018



Quality By Design

[www.northwoodmfg.com](http://www.northwoodmfg.com)



*Absolute Northwood: Where Our Quality Begins*



*Our Commitment to*  
**Quality  
 Strength  
 Durability**

**Loaded with ALL these Standard Features**

- ✓ Equaflex Suspension
- ✓ Certified Off-Road Chassis
- ✓ TG Plywood Floor Decking
- ✓ Plywood Roof Decking
- ✓ Multi Layered Fiberglass Wall

**...plus these amenities...**

- ✓ 12 Volt Power Awning
- ✓ Rear Receiver Hitch
- ✓ 10 Gal. Water Heater
- ✓ Generator Ready



**...and these Absolute Northwood Features**

- ✓ LED Lighting Inside and Out
- ✓ Custom Built Off Road Certified Chassis
- ✓ Bonded Northwood Roof Truss System
- ✓ Residential Quality Face-Frame
- ✓ Custom Built Cabinetry
- ✓ All Conditions-Insulated & Heated Holding Tanks & Valves
- ✓ Glue Bonded Construction w/16" O/C Wood Frame,
- ✓ 2x4 Wheel Wells, 2x6 Headers & Steel Reinforcing
- ✓ One Piece Fiberglass Exterior Wall w/
- ✓ Multiple Laminated Luau Substrate layers

**...STANDARD ON EVERY NASH!**



My husband and I were vacationing in Yuma earlier this year in our old trailer. We just went to look at new RVs, not intending to buy. But when we saw the Nash we were sold. We bought the 24' with slide travel trailer. We took our new trailer to Joshua tree and Lake Havasu before coming home to Kansas. We just love our new trailer and look forward to many happy travels. Thank you for a quality made in USA product. Sincerely, Nancy Keith




*Jasper/Banff - Submitted by Scott & Lisa Adams*

We spent two weeks in the Canadian Rockies between Jasper and Banff national park. The best part of our brand new 2016 Nash 22H is the ground clearance, entry door friction hinge, rear receiver hitch, privacy windows, large bathroom, solar power, to say a few. The campgrounds we stayed at in the national parks, were power only sites. Having the large holding tanks with the additional 10 gallons in the hot water heater was nice. We made it five days with four people on our fresh water supply. The temperatures dipped down close to freezing, we didn't notice it with the four season insulation. This trailer will give most other RVers diamond plate envy. We have had the trailer off road and it does make a difference. Bought the trailer in June and have put 2000 awesome camping miles on it. Scott and Lisa Adams

**NASH**



**17K**  
*Flagstone Mosaic*



*Shimmering Sands*





**22H**  
*Flagstone Mosaic*



Interference Grid Technology

Quality by Design

# NASH



## ROOF

- ✓ Full Walk On Roof with Bonded Roof Truss System Cathedral Arched Ceiling

## FRAME

- ✓ Select Grade Wood Frame Wall w/Steel Hurricane Plates

## FLOORS

- ✓ Commercial Grade Linoleum, Fully Insulated Tongue and Groove Plywood (not chipboard)

## SLIDE OUTS

- ✓ 4 Seals, Dual Rack & Pinion Rams (main slides) Insulated, Cross Ventilating Windows

## CHASSIS

- ✓ Custom Built, Independently Tested & Certified

## CABINETS

- ✓ Wall & Ceiling Mounted, Face Frame Construction



### A. NORTHWOOD ROOF TRUSS SYSTEM

- 1 Heavy Gauge One Piece Roof Membrane
- 2 3/8" Plywood Sheathing (Bonded to Trusses)
- 3 R-15 Reflective 'Arctic' Foil Insulation
- 4 R-14 Dual Layer Fiberglass Insulation
- 5 Cathedral Arched Roof Trusses (More overhead space)
- 6 Interior Lamination Grade Luan Plywood (Bonded to trusses)
- 7 Designer Interior Decor Finish Paneling

### B. ONE PIECE LAMINATE FIBERGLASS WALLS

- 8 Lamination Grade Luan Plywood Interior Wall
- 9 Select Grade Lumber In All Our Wood Frame Walls
- 10 Structural Joints reinforced w/ Steel Hurricane Plates
- 11 R-7 Residential Grade Fiberglass Insulation
- 12 Lamination Grade Luan Plywood Exterior Wall Layer
- 13 Second Substrate Layer
- 14 Corona Treated High Durability Fiberglass Outer Layer

### C. ULTIMATE DURABILITY FLOOR STRUCTURE

- 15 Commercial Grade Linoleum with 20 mil Surface
- 16 5/8" T&G Plywood Decking (Not Chipboard)
- 17 R-7 Residential Grade Fiberglass Insulation
- 18 Reinforced Woven Highway Moisture Barrier

### D. DUAL RACK & PINION RAM MAIN SLIDE ROOM

- 19 4 Seal System w/ Inner & Outer Bulb Seal
- 20 ...including Wiper Seal for Continual Seal (Any Position)
- 21 ...and Outer Bulb Seals

### E. Chassis

- 22 Independently Certified Custom Built Northwood Chassis
- 23 R-7 Residential Quality Formaldehyde Free Fiberglass Insulation
- 24 Corrugated Underbelly Panels
- 25 Heated and Insulated Large Capacity Holding Tanks
- 26 Easy Lube Axles and Equaflex Suspension
- 27 Heavy Duty Radial Tires
- 28 Sealed All Metal Heat Ducts

### MORE ABSOLUTE NORTHWOOD QUALITY FEATURES

- 29 All Foam Condensation Resistant A/C Ducts
- 30 Large Bath Skylight
- 31 Hi Output Roof Mount A/C
- 32 Roto Molded High Durability Wheel Skirts
- 33 Diamond Scored Sidewall Skirts (Some Models)
- 34 Diamond Plate Gravel Guard

Our Commitment to  
**1** Quality  
 Strength  
 Durability  
 QUALITY FIRST



Our Northwood Built Chassis are Independently Tested & Certified by Pacific West Associates, Inc.





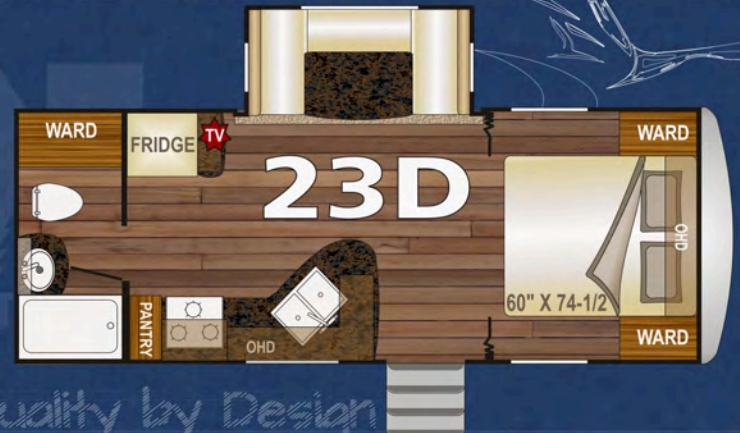
# 23D Shimmering Sands

Sit n Sleep Option

Available on 23D, 24M, 26N & 25C



Sit n Sleep option shown here

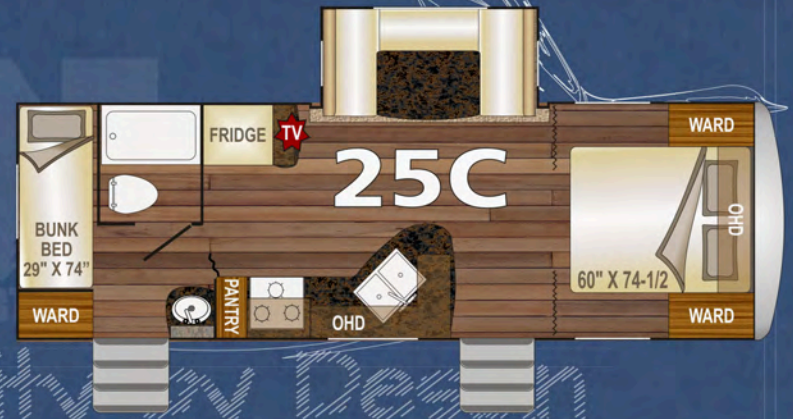


Quality by Design



# 24M Shimmering Sands











Quality by Design

# What is ABSOLUTE NORTHWOOD?



When you purchase a Nash, you are investing in the best quality materials, construction and craftsmanship. That is why the resale value in a Nash remains higher, and your investment retains its value longer. If you ever decide to trade in your Nash, you will get top dollar. That is why you don't see many used Nashs on the market, folks buy them up as quickly as they become available because Nash has a reputation for durability and longevity.

**ABSOLUTE CHASSIS** **1**  
✓ Custom Built, Tested, Certified

**ABSOLUTE INSULATION** **1**  
✓ A True 4 Season Coach

**ABSOLUTE ROOF** **1**  
✓ Full Walk On, Bonded Roof Truss System

**ABSOLUTE FRAMING** **1**  
✓ Bonded Wall Construction w/ Select Quality Lumber

**ABSOLUTE CABINETS** **1**  
✓ Wall & Ceiling Mounted, Face Frame Construction

## NORTHWOOD BUILT CERTIFIED CHASSIS



WE BUILD OUR OWN HEAVY DUTY STRUCTURAL STEEL OFF-ROAD CHASSIS

We are one of the few manufacturers that build their own chassis. The name NORTHWOOD is known throughout the industry for quality chassis and we certify ours through an independent testing laboratory for quality assurance.



## NORTHWOOD BUILT ONE PIECE LAMINATE FIBERGLASS WALLS

- 'SELECT' Grade Lumber
- 16" O/C Framing
- 2x6 Slide Headers
- 2x4 Wheel Wells
- One Piece Fiberglass
- Hot Glue Pressure Applied Luaun Backing
- Structural Joints Reinforced w/Steel Hurricane Plates

Continuous Seamless Fiberglass

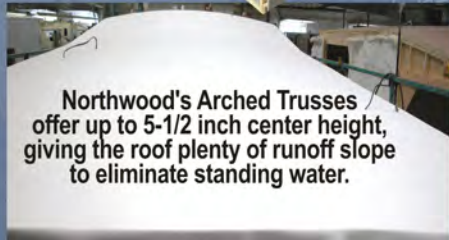
Steel Reinforcing Plates

Bonded One Piece Wall Sections



## OUR BONDED ARCH TRUSS SYSTEM ENSURES A FULL WALK-ON ROOF CATHEDRAL ARCHED CEILING

The Northwood Bonded Roof Truss System bonds all the components of the roof structure together as a unit. The ceiling, arched trusses and roof plywood are unified in a bonded system that gives superior load distribution and maximum load bearing capacity. Top quality exterior grade plywood panels are bonded to the trusses and a thick one piece roofing membrane is then applied for a durable, long lasting seal to protect you and your coach from the elements.



Northwood's Arched Trusses offer up to 5-1/2 inch center height, giving the roof plenty of runoff slope to eliminate standing water.



## CUSTOM BUILT FACE FRAME CABINETS

CABINERY w/SOLID WOOD DOORS, BUILT USING RESIDENTIAL FACE FRAME CONSTRUCTION METHODS & INTEGRATED WITH THE WALL & CEILING.

## BEAUTIFUL & STRONG



Solid Wood cabinet doors ensure lasting beauty and rugged strength.



Structurally Integrated cabinetry is anchored to the walls and ceiling structure of our coaches making both the RV and the cabinets stronger.



Face Frame construction gives our cabinets 'high end' residential quality.

## A TRUE FOUR SEASON ALL CONDITIONS UNIT



HEATED ENCLOSED HOLDING TANKS & DUMP VALVES DESIGNED FOR COLD NORTHERN/ HOT SOUTHERN CLIMATES

Northwood builds true 4-Season Coaches. Our fully insulated holding tank area circulates warm air around the suspended tanks providing the best protection from freezing. Our knife valves are also enclosed to keep them from freezing. Our 4-Season coaches are insulated with various types of residential quality Rigid Foam, Batten & Reflective Foil insulation to protect you from the winter cold & summer heat.





From our two weeks up at Priest Lake (heading home tomorrow, so sad!) As you can see we love this trailer and have "babied" it! We are able to tow easily and safely with our GMC Envoy that has the tow package. It tows like a dream!

Terry & Donna Danzer



Non-Veh. E. in Ceiling  
In Foot-7 Side



## S'more Testimonials

I bought a Nash 17C new in 2006. My inaugural trip was a 2 day weekend camping in the desert in Quartzite, AZ in January. It does get cold at night but the Nash is so well insulated and built, I didn't have to use the heater and no problems with the battery. That same year I traveled in a "caravan" with the family and went to Banff National Park, Canada. I have made many great memories in the Nash and there will be many more to come (yes, I still own the Nash and wouldn't trade it for anything). As a matter of fact: I have been to many RV shows and I can honestly say that the Nash 17C has the best floorplan available in it's size and the most solidly built travel trailer on the market today.

Love my Nash! Gregg Merdick - Surprise, Arizona



## Aussie Stainless Swing-out BBQ Grill

Mounts directly to the bumper on swing-out arm. Rugged, easy to clean, stainless steel construction, and custom black vinyl travel cover.



**Aussie Grill**

**A PERFECT COMBO FOR THE OUTDOOR CHEF**



## ObeCo Convenience Center

Multi-function work center for the outdoor chef! Spacious work surface with under side storage basket for all your BBQ tools, paper towel dispenser rack and trash bag holder. A great combination when used with the Aussie Grill!



**ObeCo Convenience Center**



We camped 3 nights in Two Medicine Campground, Glacier National Park with our new 24M Nash. As a test, we camped in the no generator loop, which was very quiet and were very pleased with the attached solar panel. We had no problems with not having enough power. For that trip we had plenty of water for showers and washing dishes. There is so much room in the trailer that we still have empty cabinets, what a change from before. The trailer is so well insulated that the heater only came on one night. Next trip next week, Icefields Parkway and Jasper National Park in Canada. Jim Streeter

Roof  
Rock  
Ladder

ST INC  
Road Armor  
RD  
nter



And here I am boon docking near Bryce Canyon, Utah with my 6 batteries, and 690 total watts of solar power...and here is my son and grand kids enjoying a weekend stay with me and my Nash 22H. The trailer seems well built, and the dual pane windows sure help with noise and temperature fluctuations. Also the windows luckily survived a hail storm of up to 3/4" size hail stones... I researched trailers and toy haulers for several years to find the right match for me, and this off road, 22' Nash seemed to be right for me and my half ton 4WD truck. Tom Kerns St George, Utah

Diamond  
Bumper  
O'



just want to make sure that this message is passed on to your reception persons, parts and service people at Northwood Manufacturing. I have made several inquiries about my recent 2005 Nash Northwood 22H purchase from a private party and I needed to ask questions from Northwood about my newly acquired trailer. Let me tell you that the customer service was SUPERB and way above the standard that we commonly see today in this fast track world. I am very impressed with how my questions were handled and that everyone took the time to talk with me, and best of all, my inquiries and questions were answered promptly in a courteous fashion. Oh yes, the trailer I purchased is in near mint condition and very solid, love the floor plan and is very towable with my 1/2 ton Dodge Ram. I would highly recommend Northwood Manufacturing to anyone needing one of your products for whatever reason. Thanks again, Glen Ritz



Jealyn Cleveland

# NASH

## STANDARD FEATURES & OPTIONS

### Standard Construction Features

Northwood Built, Independently Certified, Off-Road Chassis  
 One-Piece, Corona Treated, Continuous Fiberglass  
 Hot, Polyurethane Laminated, Multi-Layered Substrate Walls  
 E-Z Lube Axles w/Nev-R Adjust Forward, Self Adjusting Brakes  
 15" Aluminum Wheels / Tires & White Mod Spare  
 Equaflex Axle Suspension System  
 Stabilizer Jacks  
 All-Conditions/Four Seasons Insulation With R-14 Ceiling  
 R-15 Reflective Foil Insulation in Roof / Slide  
 Heated and Enclosed Tanks  
 Diamond Plate Front Gravel Guard  
 Dinette Slide (23D, 25C, 26N, 29S)  
 Sofa Slide (24M, 29S)  
 Second Entry (24M, 25C, 26N, 29S)  
 Efficient Residential-Style Ducted Heating  
 Generator Ready / Satellite Ready / Solar Ready

### Standard Exterior Features

Easy Access LP Cover  
 4" Sewer Hose Carrier Bumper  
 LED Exterior Lighting  
 Roof Rack & Ladder  
 Exterior Marine Grade Speakers  
 Pass Thru Storage / Full Width Storage in 22H  
 LPG Quick Connect & Black Water Flush System  
 Large Exterior Entry Grab Handle / Entry Door Friction Hinge  
 Exterior Shower  
 Semi-Automatic Winterization/By-Pass System  
 10 Gal DSI Gas/Elect Quick Recovery Water Heater  
 13.5m BTU Air Conditioner w/Condensation-Resistant Ducting  
 Carefree Travel'R 12V Awning w/Adjustable Pitch Hardware  
 TV Antenna  
 20 Watt Solar Panel  
 Sidewall Solar Port  
 Rear Receiver Hitch  
 LED Interior Lighting

### Standard Interior Features

Residential Wear Floor Covering  
 Interior Command Center  
 Roller Bearing Drawer Glides  
 Fabric Night Shade Window Treatments  
 AM/FM/CD/DVD Player w/Bluetooth  
 Smoke, LPG & CO Leak Detectors  
 Custom Nash Signature Key Rack  
 Jackknife Sofa (22H, 24M & 29S)  
 Booth Dinette (17K, 22H, 24M, 26N)  
 U-shaped Dinette (23D, 25C, 29S)

### Standard Kitchen Features

Laminated Counter Tops  
 Residential, Built-In Microwave  
 High Output 3-Burner Range with Range Cover  
 Large Fridge (6 Cu Ft) w/ Insert Panels  
 Sink Cover/Cutting Board

### Standard Bathroom Features

Hand Flush Toilet / Bath Skylight  
 Magnetic Shower Curtain with Curved Track  
 Full Tub (25C, 26N, 29S)  
 Shower Pan (17K, 22H, 23D, 24M)

### Standard Bedroom Features

Bunkhouse (25C, 29S)  
 Stow & Go Bunk (25C)  
 Camping Comfort Mattress & Bedspread  
 Camping Clothes Closet with Removable Shelves  
 2 USB Charging Stations in the Bedroom  
 Below Bed Storage

### Options

Fan Vent - Bedroom  
 Fan Vent - Kitchen (24M)  
 12V Power Jack  
 Thermal Pane Windows  
 Slide Out Topper (23D, 24M, 25C, 26N, 29S)  
 19" 12v LED TV (17K, 22H)  
 28" 12v LED TV (23D, 24M, 25C, 26N, 29S)  
 15K Air Conditioner w/ Ducting (23D, 24M, 25C, 26N, 29S)  
 ObeCo Convenience Center  
 Sit & Sleep (23D, 24M, 25C, 26N)  
 2.5 Onan LP Generator & 11K Pwr Svr A/C (17K, 22H)  
 3.6 Onan LP Generator (23D, 24M, 25C, 26N, 29S)  
 60 Watt Solar Panel  
 100 Watt Solar Panel  
 80 Watt Portable Solar Kit  
 Cargo Carrier  
 Aussie Grill w/Bumper Bracket



Send us your testimonial with your pictures and you may be featured in our future promotions. Send your information to: [feedback@northwoodmail.com](mailto:feedback@northwoodmail.com)

Customer photos and testimonials do not necessarily reflect the views or recommendations of Northwood Manufacturing.

Model Number	17K	22H	23D	24M	25C	26N	29S
Dry Axle Weight (approx. Lbs.)	3974	4222	4720	5245	5145	5790	6506
Dry Hitch Weight (approx. Lbs.)	530	505	518	565	555	513	548
Net Carrying Capacity	2497	2273	1762	1190	2300	2497	2946
Gross Dry Weight-lbs (approx. Lbs.)	4504	4727	5238	5810	5700	6306	7054
Gross Vehicle Weight Rating (GVWR)-Lbs.	7000	7000	7000	7000	8000	8800	10000
Exterior Length (approx. w/hitch)	22' 4"	24' 9"	25' 10"	27' 3"	28' 8"	29' 2"	32' 4"
Exterior Height (approx. incl. AC unit)	11' 4"	11' 4"	11' 8"	11' 8"	11' 8"	11' 8"	11' 8"
Exterior Width (approx. w/o awning)	8' 0"	8' 0"	8' 0"	8' 0"	8' 0"	8' 0"	8' 0"
Tire Size	ST205 75R15	ST205 75R15	ST205 75R15	ST205 75R15	ST225 75R15	ST225 75R15	ST225 75R15
Load Range	D	D	D	D	E	E	E
Fresh Water w/ Water Heater (approx. gal.)	50	50	50	50	50	50	50
Gray Water Tank (approx. gal.)	35	42	42	42	42	42	40
Black Water Tank (approx. gal.)	36	35	35	35	35	36	35
LPG Capacity (approx. gal.)	14	14	14	14	14	14	14
CSA - Canadian Dealers Only	YES	YES	YES	YES	YES	YES	YES
Auto Ignition Furnace (1,000 BTUs)	25	25	25	25	25	25	25

\*All dry weights are calculated before adding options. Specifications are subject to change without notice. Verify the towing capacity of your tow vehicle. If you don't know or aren't sure, you can ask your automotive dealership or contact your tow vehicle manufacturer. All weights above are average approximations and may vary.



# NASH

