



Quality By Design

DESERT FOX



NORTHWOOD

MADE TO PLAY HARD

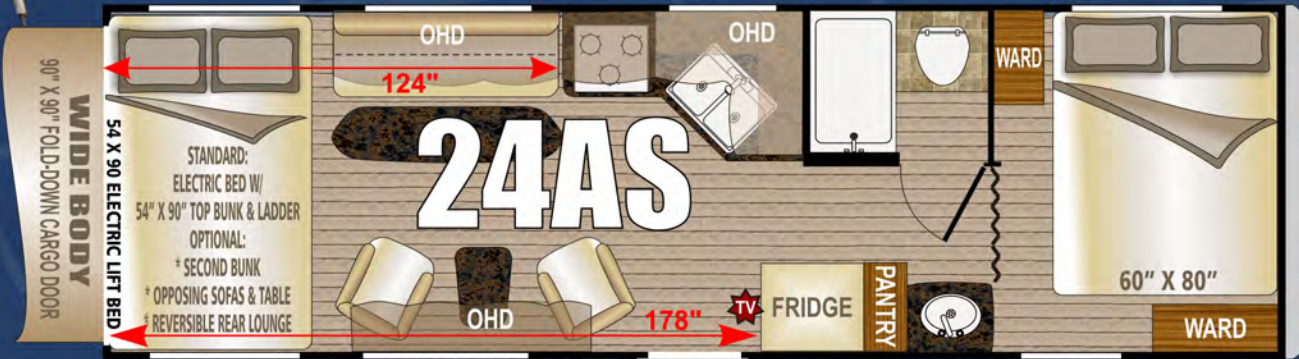
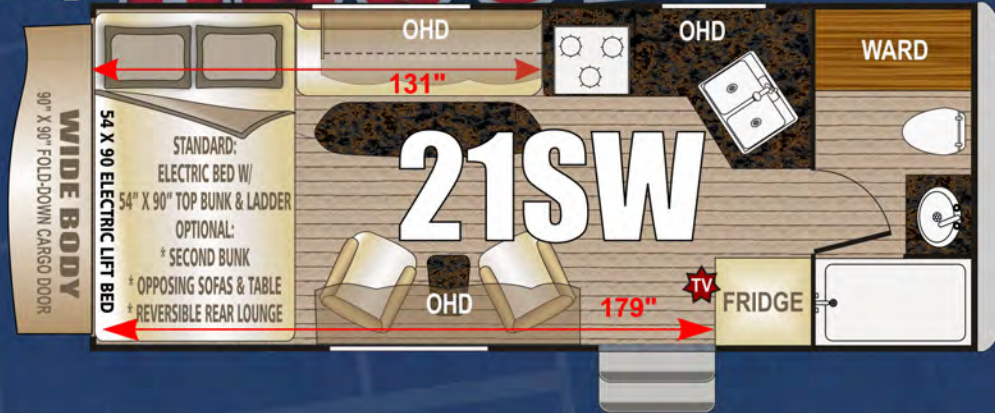


ABSOLUTE

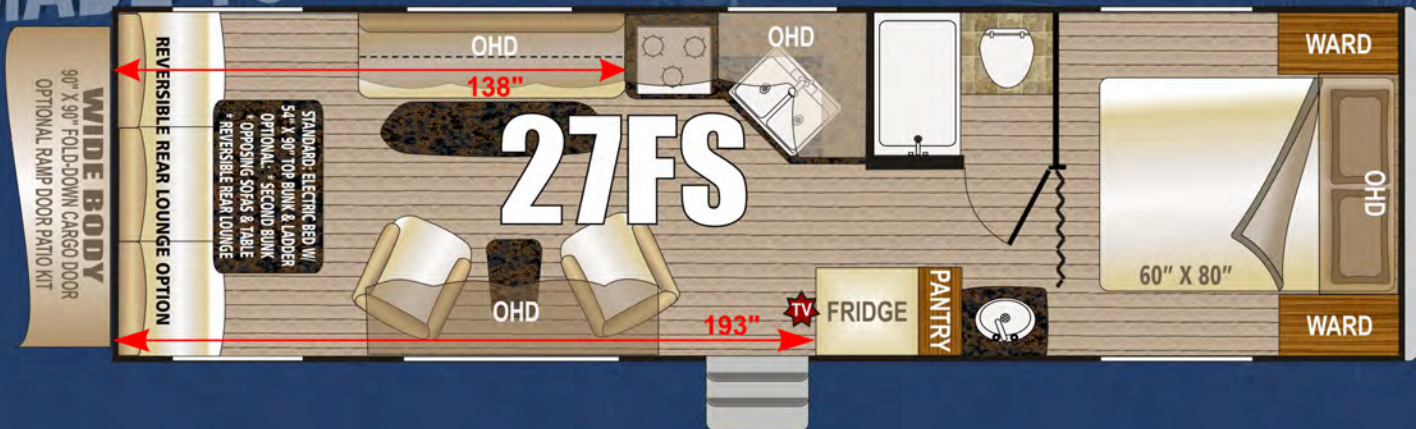
Our Commitment to
Quality
Strength
Durability

ABSOLUTE

- ✓ Certified Chassis
- ✓ Aluminum Superstructure
- ✓ Solid Core Anchor Blocking
- ✓ All Conditions / 4 Season
- ✓ NW Roof Truss System
- ✓ Custom Cabinetry
- ✓ LED Lighting



MADE TO PLAY HARD



SOLID CORE ANCHOR BLOCKING

Utilizing Every Thread


At all critical anchor points, we include solid fill anchor blocking so all the threads of the fasteners anchor securely and completely.



RESIDENTIAL QUALITY

Custom Built Cabinetry

Our cabinetry is built w/solid wood doors, built with residential face frame construction methods. Drawers slide effortlessly on heavy gauge roller bearing drawer glides.



THICK WALL FRAME

Aluminum Superstructure

Tubing Up to 1/8" Thick
 .125"-.060" Thick frame with fully welded heavy gauge, thick wall aluminum tubing.



ELECTRICAL FEATURES

LED Lights & Surge Tests

You will find energy efficient LED utility lighting both inside. Additionally, our 110V systems are surge tested multiple times with 1080 volts and the 12V systems are surge tested with 600 volts.



ALL CONDITIONS

4 Season Coach

Warm Air Around Tanks

Heated enclosed holding tanks & dump valves. Designed for cold northern climates.



NORTHWOOD ROOF TRUSS SYSTEM

Full Walk-On Roof
 Glue Bonded Structure

- * Exterior marine grade decking
- * One piece heavy gauge membrane.
- * Fully bonded ceiling, trusses and roof sheathing.
- * Trusses w/ 5-1/2 inch height for plenty of runoff slope.



CERTIFIED

Off-Road Chassis

We Build Our Own!


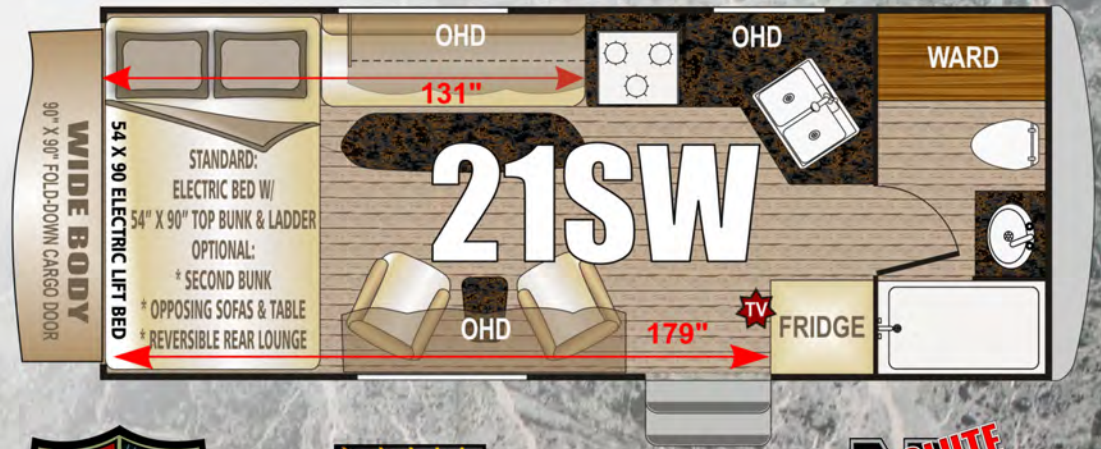
We are one of the few manufacturers who build their own chassis. The name NORTHWOOD is known throughout the industry for quality chassis and we certify ours through an independent testing lab.



DESERT FOX



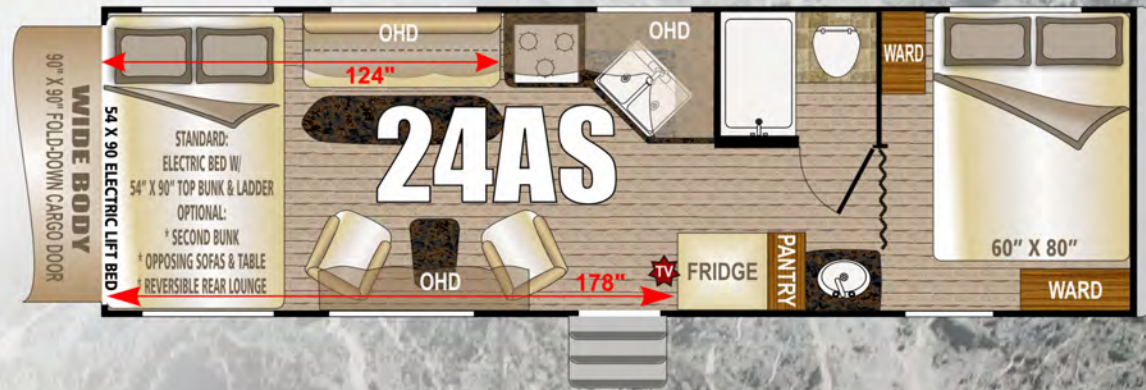
- * 20 Watt Solar Charger
- * Large Cap. Fresh Water Tank
- * Full Height Cabinets & Soffits Add Structural Integrity & Storage
- * Hardwood Cabinet Doors And Drawer Faces
- * Rugged Reinforced Ramp Door
- * 16" Aluminum Wheels Shocks: All 4 Wheels
- * Electric Lift Bed & Ladder
- * Large Patio Awning Deep Tint Windows & Exterior Speakers
- * Generator & Fuel Station
- * Led Interior & Exterior Lighting



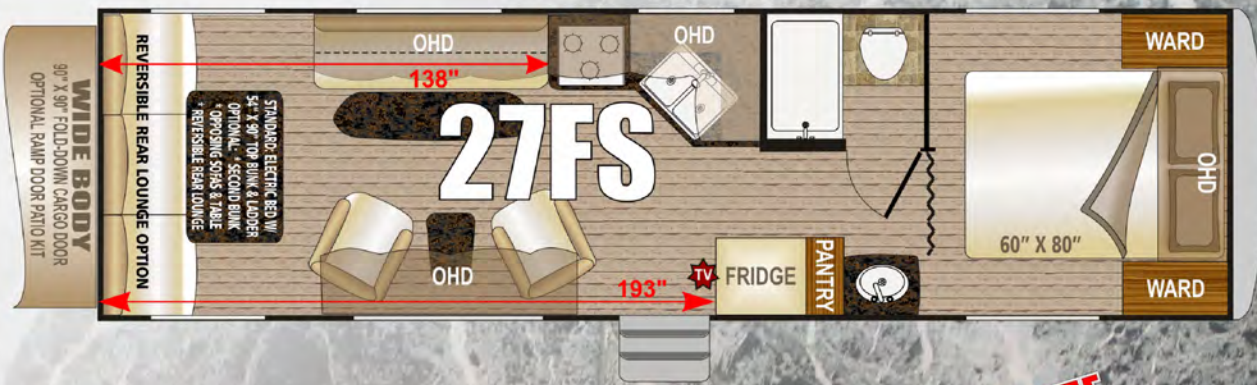
DESERT FOX




- * 20 Watt Solar Charger
- * Large Cap. Fresh Water Tank
- * Full Height Cabinets & Soffits Add Structural Integrity & Storage
- * Hardwood Cabinet Doors And Drawer Faces
- * Rugged Reinforced Ramp Door
- * 16" Aluminum Wheels Shocks: All 4 Wheels
- * Electric Lift Bed & Ladder
- * Large Patio Awning Deep Tint Windows & Exterior Speakers
- * Generator & Fuel Station
- * Led Interior & Exterior Lighting



DESERT FOX



- * 20 Watt Solar Charger
- * Large Cap. Fresh Water Tank
- * Full Height Cabinets & Soffits Add Structural Integrity & Storage
- * Hardwood Cabinet Doors And Drawer Faces
- * Rugged Reinforced Ramp Door
- * 16" Aluminum Wheels Shocks: All 4 Wheels
- * Electric Lift Bed & Ladder
- * Large Patio Awning Deep Tint Windows & Exterior Speakers
- * Generator & Fuel Station
- * Led Interior & Exterior Utility Lighting



DESERT FOX

MADE TO PLAY HARD

Standard Heat, Electrical & Water Equipment

4 Season Package - Incl. Heated Enclosed Tanks
 LPG Quick Connect & Black Water Flush System
 Exterior Shower
 Semi-Automatic Winterization/By-Pass System
 10 Gal DSI Gas/Elect Quick Recovery Water Heater (6 in 21SW)
 Porcelain Foot Pedal Toilet
 Full Tub / Shower Screen
 Carefree Travel'R 12V Awning w/Adj Pitch Hardware
 TV Antenna
 12-Volt Power Tongue Jack
 Outside Speakers/Battery Disconnect
 20 Watt Solar Panel / Side Wall Solar Port
 Satellite Ready / Solar Ready
 Generator 4.0 Onan Gas
 On Board Air Compressor
 40 Gallon On-Board Fuel Station

More Standard Features

On Board Pressure Washer (avail. in 24AS & 27FS)
 Smoke, LPG & CO Leak Detectors
 13.5K A/C w/ Ducting
 Charge Wizard
 Custom DFox Signature Key Rack
 Cargo Netted Overhead Storage
 R/S Roll Over Sofa D/S 2 Swivel Rockers w/Table
 Stainless Steel Appliances
 Residential, Built-In Microwave
 High Output 3-Burner Range w/Range Cover
 Extra Large Fridge w/ Custom DFox Panels
 Daylitter Skylight w/ Shade
 Bath Skylight
 Camping Comfort Mattress & Bedspread (Bedroom Models)
 Electric Bed with Top Bunk and Ladder
 Fan Vent with Remote/Tstat/Rain Sensor over Cargo Area
 Reinforced Ramp Door
 Rear Screen Wall / Ramp Cable Kit
 Rubber Cargo Area Decking / Roll Up Carpet Kit
 Magnetic Catches on Lug Doors

Standard Construction Features

Northwood Built, Independently Certified, Off-Road Chassis
 Fully Welded, Thick-Wall Aluminum Frame Construction
 One-Piece, Corona Treated, Continuous Fiberglass
 Hot, Polyurethane Laminated, Multi-Layered Substrate Walls
 High Density Block Foam Insulation
 Cathedral Arched Ceiling
 Universal Lube Axles
 Shocks On All Four Wheels
 16" Aluminum Wheels/ Tires/ Chassis Mtd White Mod Spare
 Stabilizer Jacks
 All-Conditions Insulation with R-18 Fiberglass and
 R-15 Reflective Foil Insulation in Roof
 Diamond Plate Front Gravel Guard
 Easy Access LP Cover
 Residential Wear Floor Covering

Standard Exterior Features

LED Utility and Decorative Lighting
 R/S High Intensity LED Exterior Work Light
 D/S High Intensity LED Motion Sensor Exterior Work Light
 Motion Sensor LED Porch Light
 LED Rear Cargo Light Bar
 Roof Rack & Ladder
 Large Exterior Entry Grab Handle / Entry Door Friction Hinge
 Solar Reflective Windows

Standard Interior Features

Solid Surface Counter Tops
 12V & USB Charging Center in the Kitchen
 2 USB Charging Centers in the Bedroom
 LED Smart TV In Living Room
 LED Utility and Decorative Lighting
 Interior Command Center
 Roller Bearing Drawer Glides
 Mini Blind Privacy Shades Throughout
 Premium AM/FM/CD/ DVD Sound System w/Amp
 Premium Sound Exterior Speakers




Available Options

LED TV (Bedroom Models)
 15K A/C w/ Ducting
 10 Gal LPG w/Soft Cover
 Thermal Pane Windows - Solar Reflective
 R/S D/S Rollover Sofas
 Opposing Convertible Sofas
 Toy Lock
 FanVent w/Rmt/Tstat/RainSnsr (Bdrm/2nd Cargo)
 2nd Bunk For Electric Bed
 Reversible Rear Lounge
 Patio Kit w/ Cables for Ramp Door (Some Models)
 60 Watt Solar Panel
 100 Watt Solar Panel
 80 Watt Portable Solar Panel Kit
 Winegard Carryout G2+ Sat (Dish/Direct)
 Aussie Grill w/ Bracket
 (Some options may not be available in all floor plans.)

Send us your testimonial with your pictures and you may be featured in our future promotions.
 Send your information to: feedback@northwoodmail.com

Desert Fox	21SW	24AS	27FS
Dry Axle Weight (approx lbs)	5628	6770	7240
Dry Hitch Weight (approx lbs)	1060	1533	1455
Net Carrying Capacity (approx lbs)	3712	3697	3305
Gross Dry Weight (approx lbs)	6688	8303	8695
Gross Vehicle Weight Rating (GVW) - lbs	10400	12000	12000
Exterior Length (approx w/ Hitch)	25'0"	30'2"	32'7"
Exterior Height (approx w A/C)	13'0"	13'0"	13'0"
Exterior Width (approx w/o Awning)	8'6"	8'6"	8'6"
Tire Size	ST235 80R16	ST235 80R16	ST235 80R16
Load Range	E	E	E
Fresh Water Capacity (approx gal) w/ water heater	78	100	100
Gray Water Tank (approx gal)	46	47	47
Black Water Tank (approx gal)	36	50	50
LPG Capacity (approx gal)	14	14	14
CSA - Canadian Dealers Only	Yes	Yes	Yes
Auto Ignition Furnace (1,000 BTU's)	25	30	30

*All dry weights are calculated on full featured production units
 Verify the towing capacity of your tow vehicle. If you don't know or aren't sure, you can ask your automotive dealership or contact your tow vehicle manufacturer.
 All weights above are average approximations and may vary. Weights are calculated before adding options. Specifications are subject to change without notice.



Your Northwood Dealer



Updated June 2018