



Quality By Design

[www.northwoodmfg.com](http://www.northwoodmfg.com)

# DESERT FOX



NORTHWOOD

MADE TO PLAY HARD



# MADE TO PLAY HARD

Forest Interior

Optional Second Bunk for Electric Bed



Sunset Interior



Optional Opposing Convertible Sofas



Forest Interior



Onan Generator Standard



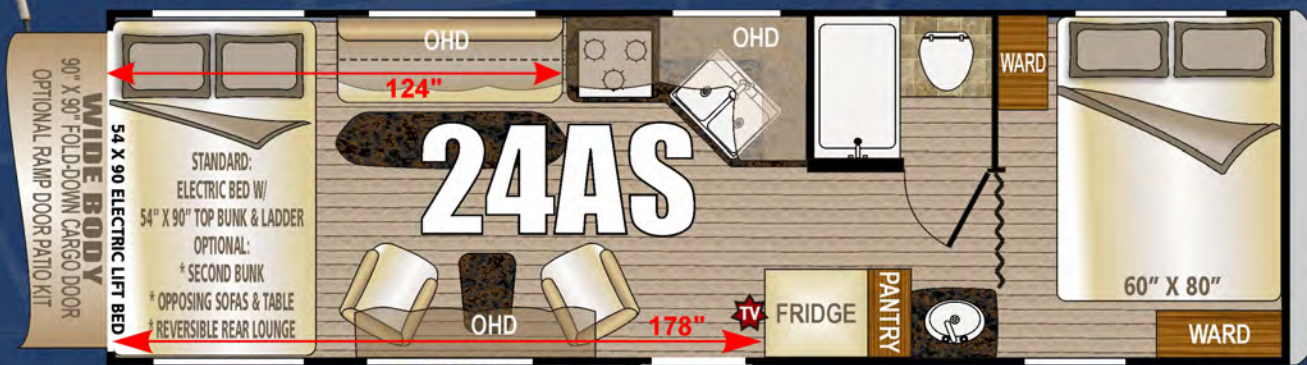
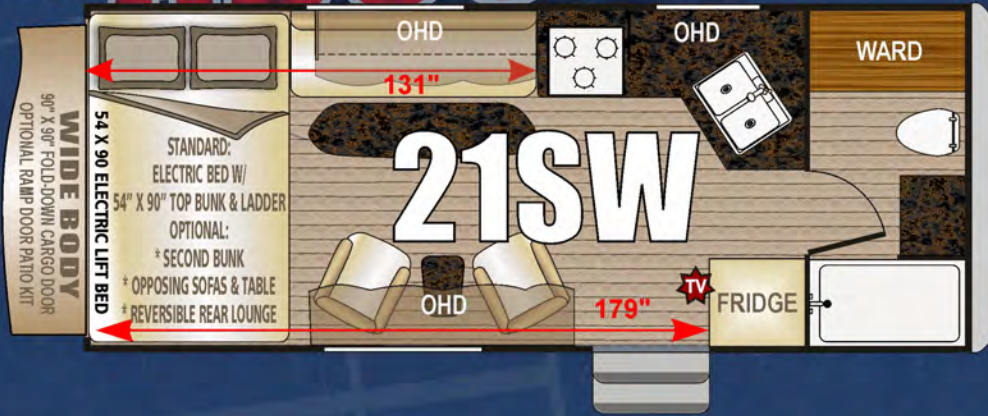
Fuel Station Standard



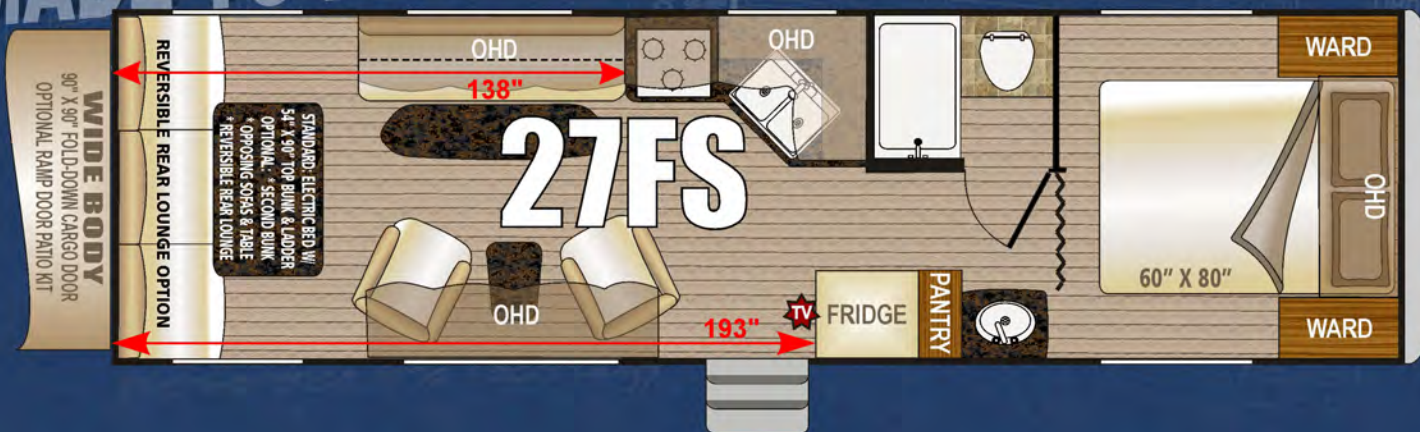
**ABSOLUTE** *Our Commitment to*  
**NORTHWOOD**  **Quality  
Strength  
Durability**

# ABSOLUTE

- ✓ Certified Chassis
- ✓ Aluminum Superstructure
- ✓ Solid Core Anchor Blocking
- ✓ All Conditions / 4 Season
- ✓ NW Roof Truss System
- ✓ Custom Cabinetry
- ✓ LED Lighting



**MADE TO PLAY HARD**



## SOLID CORE ANCHOR BLOCKING

*Utilizing Every Thread*

At all critical anchor points, we include solid fill anchor blocking so all the threads of the fasteners anchor securely and completely.



## RESIDENTIAL QUALITY

### Custom Built Cabinetry

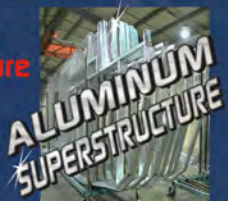
Our cabinetry is built w/solid wood doors, built with residential face frame construction methods. Drawers slide effortlessly on heavy gauge roller bearing drawer glides.



## THICK WALL FRAME

### Aluminum Superstructure

Tubing Up to 1/8" Thick  
 .125"-.060" Thick frame with fully welded heavy gauge, thick wall aluminum tubing.



## ELECTRICAL FEATURES

### LED Lights & Surge Tests

You will find energy efficient LED utility lighting both inside. Additionally, our 110V systems are surge tested multiple times with 1080 volts and the 12V systems are surge tested with 600 volts.



## ALL CONDITIONS

### 4 Season Coach

#### Warm Air Around Tanks

Heated enclosed holding tanks & dump valves. Designed for cold northern climates.



## NORTHWOOD ROOF TRUSS SYSTEM

### Full Walk-On Roof Glue Bonded Structure

- \* Exterior marine grade decking
- \* One piece heavy gauge membrane.
- \* Fully bonded ceiling, trusses and roof sheathing.
- \* Trusses w/ 5-1/2 inch height for plenty of runoff slope.



## CERTIFIED

### Off-Road Chassis We Build Our Own!


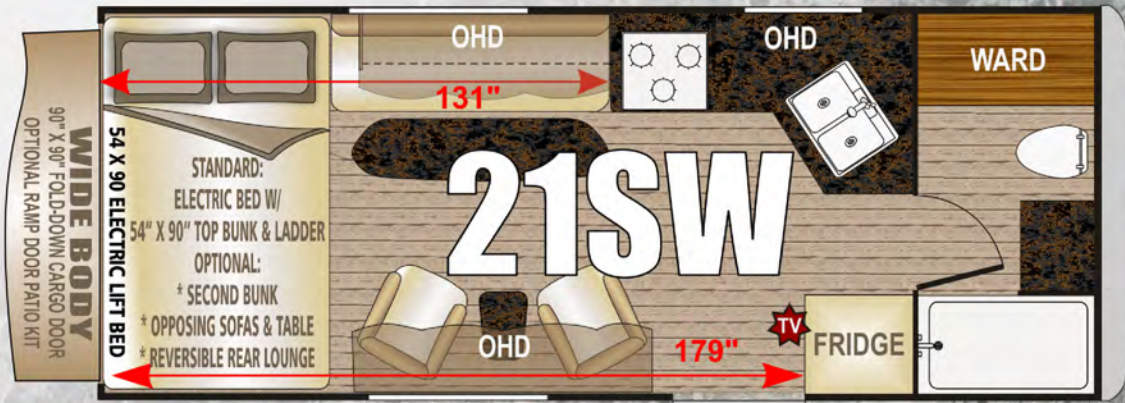
We are one of the few manufacturers who build their own chassis. The name NORTHWOOD is known throughout the industry for quality chassis and we certify ours through an independent testing lab.



# DESERT FOX



- \* 20 Watt Solar Charger
- \* Large Cap. Fresh Water Tank
- \* Full Height Cabinets & Soffits Add Structural Integrity & Storage
- \* Hardwood Cabinet Doors And Drawer Faces
- \* Rugged Reinforced Ramp Door
- \* 16" Aluminum Wheels Shocks: All 4 Wheels
- \* Electric Lift Bed & Ladder
- \* Large Patio Awning Deep Tint Windows & Exterior Speakers
- \* Generator & Fuel Station
- \* Led Interior & Exterior Lighting



# DESERT FOX MADE TO PLAY HARD

## Standard Heat, Electrical & Water Equip.

4 Season Package - Incl. Heated Enclosed Tanks  
 LPG Quick Connect & Black Water Flush System  
 Exterior Shower  
 Semi-Automatic Winterization/By-Pass System  
 10 Gal DSI Gas/Elect Quick Recovery Water Heater (6 in 21SW)  
 Porcelain Foot Pedal Toilet / Bath Skylight  
 Full Tub / Shower Screen  
 Carefree Travel'R 12V Awning w/Adj Pitch Hardware  
 TV Antenna  
 12-Volt Power Tongue Jack  
 Outside Speakers/Battery Disconnect  
 Solar Reflective Windows  
 20 Watt Solar Panel  
 Satellite Ready / Solar Ready  
 Generator 4.0 Onan Gas  
 40 Gallon On-Board Fuel Station

## More Standard Features

Smoke, LPG & CO Leak Detectors  
 13.5K A/C w/ Ducting (21SW, 24AS, 27FS)  
 Charge Wizard  
 Custom DFox Signature Key Rack  
 Cargo Netted Overhead Storage  
 R/S Roll Over Sofa D/S 2 Swivel Rockers w/Table  
 Stainless Steel Appliances  
 Residential, Built-In Microwave  
 High Output 3-Burner Range w/Range Cover  
 Extra Large Fridge w/ Custom DFox Panels  
 Daylitter Skylight w/ Shade  
 Foot-Pedal Toilet / Bath Skylight  
 Camping Comfort Mattress & Bedspread (Bedroom Models)  
 Electric Bed with Top Bunk and Ladder  
 Fan Vent with Remote/Tstat/Rain Sensor over Cargo Area  
 Reinforced Ramp Door  
 Rear Screen Wall / Ramp Cable Kit  
 Rubber Cargo Area Decking / Roll Up Carpet Kit  
 Magnetic Catches on Lug Doors

## Standard Construction Features

Northwood Built, Independently Certified, Off-Road Chassis  
 Fully Welded, Thick-Wall Aluminum Frame Construction  
 One-Piece, Corona Treated, Continuous Fiberglass  
 Hot, Polyurethane Laminated, Multi-Layered Substrate Walls  
 High Density Block Foam Insulation  
 Cathedral Arched Ceiling  
 Universal Lube Axles  
 Shocks On All Four Wheels  
 16" Aluminum Wheels/ Tires/ Chassis Mtd White Mod Spare  
 Stabilizer Jacks  
 All-Conditions Insulation with R-18 Fiberglass and  
 R-15 Reflective Foil Insulation in Roof  
 Diamond Plate Front Gravel Guard  
 Easy Access LP Cover  
 Residential Wear Floor Covering

## Standard Exterior Features

LED Utility and Decorative Lighting  
 R/S High Intensity LED Exterior Work Light  
 D/S High Intensity LED Motion Sensor Exterior Work Light  
 Motion Sensor LED Porch Light  
 LED Rear Cargo Light Bar  
 Roof Rack & Ladder  
 Large Exterior Entry Grab Handle / Entry Door Friction Hinge  
 Solar Reflective Windows

## Standard Interior Features

Solid Surface Counter Tops  
 12V & USB Charging Center in the Kitchen  
 LED Smart TV In Living Room  
 LED Utility and Decorative Lighting  
 Interior Command Center  
 Roller Bearing Drawer Glides  
 Mini Blind Privacy Shades Throughout  
 Premium AM/FM/CD/ DVD Sound System w/Amp  
 Premium Sound Exterior Speakers




## Available Options

LED TV (Bedroom Models)  
 15K A/C w/ Ducting (21SW, 24AS, 27FS)  
 10 Gal LPG w/Soft Cover  
 Thermal Pane Windows - Solar Reflective  
 R/S D/S Rollover Sofas  
 Opposing Convertible Sofas  
 Air Compressor  
 Pressure Washer  
 Toy Lock  
 FanVent w/Rmt/Tstat/Rain Snsr (Bdrm/2nd Cargo)  
 2nd Bunk For Electric Bed  
 Reversible Rear Lounge  
 Patio Kit w/ Cables for Ramp Door (Some Models)  
 60 Watt Solar Panel  
 100 Watt Solar Panel  
 Winegard Carryout G2+ Sat (Dish/Direct)  
 Aussie Grill w/ Bracket  
 (Some options may not be available in all floorplans.)

Send us your testimonial with your pictures and you may be featured in our future promotions.  
 Send your information to: [feedback@northwoodmail.com](mailto:feedback@northwoodmail.com)

Desert Fox	21SW	24AS	27FS
Dry Axle Weight (approx lbs)	5628	6161	6561
Dry Hitch Weight (approx lbs)	1060	1615	1410
Net Carrying Capacity (approx lbs)	3712	4224	4029
Gross Dry Weight (approx lbs)	6688	7776	7971
Gross Vehicle Weight Rating (GVW) - lbs	10400	12000	12000
Exterior Length (approx w/ Hitch)	25'0"	30'2"	32'7"
Exterior Height (approx w A/C)	12'10"	12'10"	12'10"
Exterior Width (approx w/o Awning)	8'6"	8'6"	8'6"
Tire Size	ST235 80R16	ST235 80R16	ST235 80R16
Load Range	E	E	E
Fresh Water Capacity (approx gal) w/ water heater	78	100	100
Gray Water Tank (approx gal)	46	47	47
Black Water Tank (approx gal)	36	50	50
LPG Capacity (approx gal)	14	14	14
CSA - Canadian Dealers Only	Yes	Yes	Yes
Auto Ignition Furnace (1,000 BTU's)	25	30	30

\*All dry weights are calculated on full featured production units  
 Verify the towing capacity of your tow vehicle. If you don't know or aren't sure, you can ask your automotive dealership or contact your tow vehicle manufacturer.  
 All weights above are average approximations and may vary. Weights are calculated before adding options. Specifications are subject to change without notice.



Your Northwood Dealer



Updated Apr. 2017

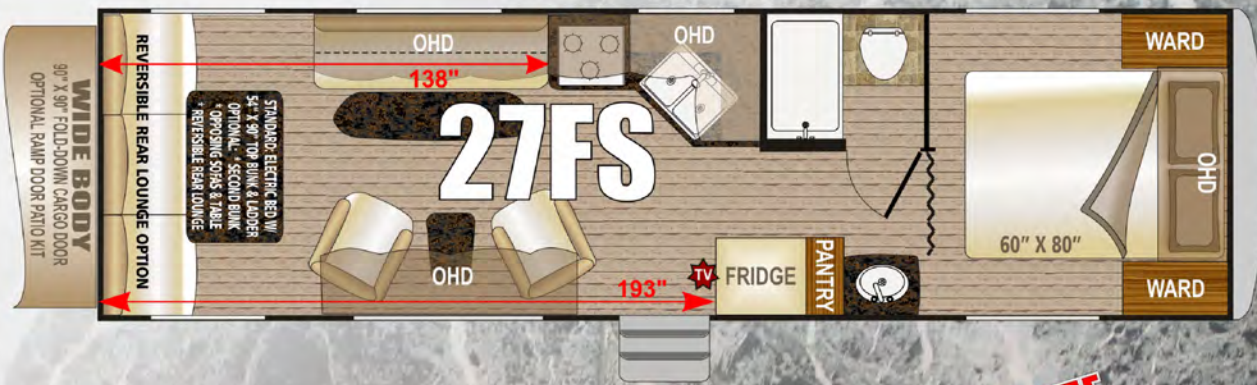
# DESERT FOX



- \* 20 Watt Solar Charger
- \* Large Cap. Fresh Water Tank
- \* Full Height Cabinets & Soffits Add Structural Integrity & Storage
- \* Hardwood Cabinet Doors And Drawer Faces
- \* Rugged Reinforced Ramp Door
- \* 16" Aluminum Wheels Shocks: All 4 Wheels
- \* Electric Lift Bed & Ladder
- \* Large Patio Awning Deep Tint Windows & Exterior Speakers
- \* Generator & Fuel Station
- \* Led Interior & Exterior Lighting



# DESERT FOX



- \* 20 Watt Solar Charger
- \* Large Cap. Fresh Water Tank
- \* Full Height Cabinets & Soffits Add Structural Integrity & Storage
- \* Hardwood Cabinet Doors And Drawer Faces
- \* Rugged Reinforced Ramp Door
- \* 16" Aluminum Wheels Shocks: All 4 Wheels
- \* Electric Lift Bed & Ladder
- \* Large Patio Awning Deep Tint Windows & Exterior Speakers
- \* Generator & Fuel Station
- \* Led Interior & Exterior Utility Lighting

