



www.northwoodmfg.com

# DESERT FOX



MADE TO  
PLAY HARD



*Form & Function:  
Interiors that work, beautifully!*



*38-5U Bali Hai Interior*

# Welcome!

Northwood is pleased to introduce to you,  
**The 2008 Desert Fox.**

With half a dozen plans to choose from, there is an Desert Fox to fit the needs of nearly every RV buyer. If you're in the market for a compact travel trailer for off road recreation or a spacious 5th wheel, Desert Fox offers a wide variety of features and options sure to satisfy your needs.

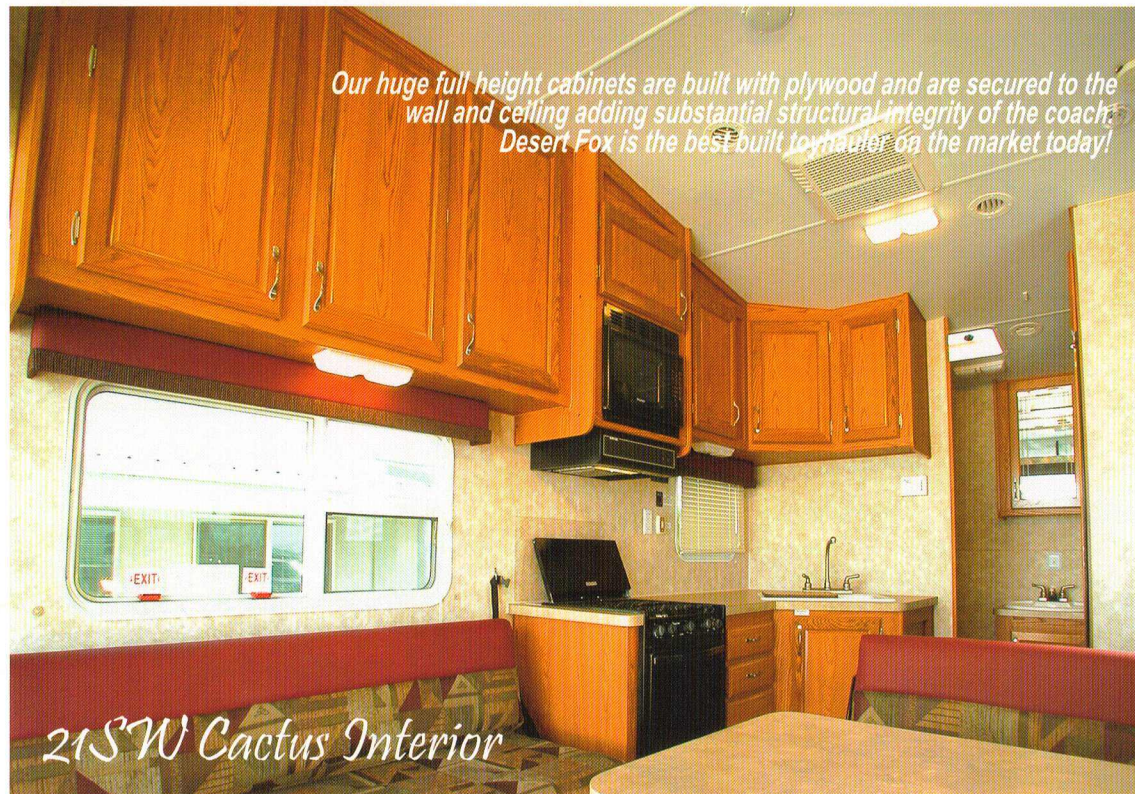
That's because Desert Fox was designed with the informed RV purchaser in mind.

We invite you to take a look and you'll see why Desert Fox is the Sport Utility RV of choice for the experienced buyer...

and you'll see why we say,



**"Made To Play Hard".**



*Our huge full height cabinets are built with plywood and are secured to the wall and ceiling adding substantial structural integrity of the coach. Desert Fox is the best built toyhauler on the market today!*

*215W Cactus Interior*

## Beauty: It's more than skin deep!

At first glance, it might seem strange to include a picture of a steel I-Beam in our opening pages, but we know that our frames are gorgeous!


Everything rides on the quality of your chassis and suspension and

**Desert Fox builds the best !**

Look underneath the coach and see for yourself, your family's safety is secure in the Desert Fox.


You'll feel the difference that a quality chassis, larger axles, bigger brakes and \*all wheel shocks will make as you travel down the road or when you get adventurous and take your Desert Fox off road.

**The Desert Fox will go where competitors fear to tread!**



*Ron and Sherry Nash*

\*our most compact Desert Fox model, the 17VS, is not available with shocks



Heavy Gauge  
Structural Steel  
I-Beam Main Rail

## Features

Every Desert Fox includes:  
a quick winterization system,  
large tinted windows,  
a black tank flush system,  
abundant lighting placements,  
numerous electrical outlets  
and ducted heating.  
Desert Fox truly is feature rich!

## Confidence

Beyond it's features, Desert Fox has built it's reputation on quality materials and solid construction methods.

Because it's so durable, satisfied owners are pleased to discover how well Desert Fox maintains it's resale value.

*(If they're ever willing to turn loose of one!)*

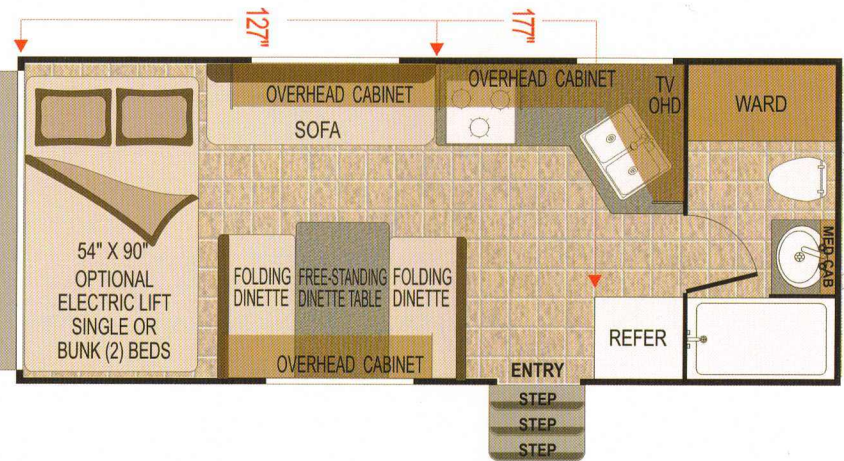
*"We welcome you to the World of Sport Utility RVing and our Desert Fox Toyhaulers"*



Wide Body

## MODEL 21 SW

90" X 90"  
FOLD-DOWN  
CARGO DOOR



Functional

Thermal pane windows are also available and all Desert Foxes include 80/20 tinted windows. These windows keep you cool, provide privacy, and protect your furnishings from harmful UV rays.

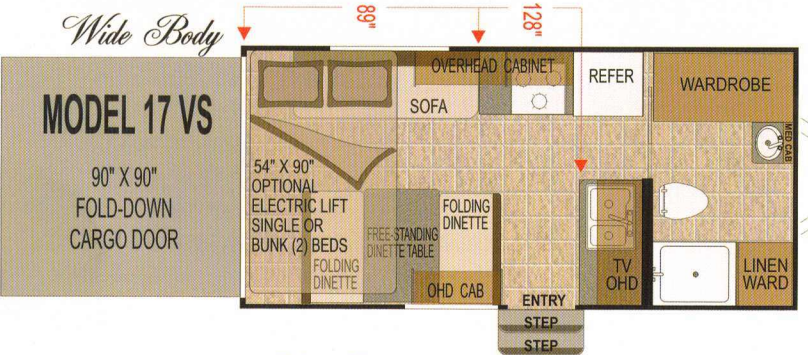
All Desert Foxes are equipped with a Charge Wizard battery management system to maximize your battery performance.

All LPG tanks are connected through an auto change-over regulator to switch the supply of propane to a full tank when the first one is emptied.

DESERT FOX SURV's feature Comfortable, Functional interiors that adjust to your needs. Inside you will find lounges that convert into beds or stow away against the wall for maximum storage. Our dinettes convert into beds or also store flat against the wall. Optional features such as a single or double bunk electric power lift queen bed are also available.

Everything about the DESERT FOX reflects smart design and attention to function and comfort to maximize your RV experience.


More smart features and options include: Quick Recovery DSI Gas/Electric Water Heater, Solar Panel, Generator, Pantry Storage Rack, Pull-Out Kitchen Faucet-Sprayer, Flat Panel TV, DVD Entertainment System with 5.1 Surround Sound.....and outside the coach: Auto Scanning Satellite Receiver, Sidewalls drip rails with oversized drain spouts to project water away from the coach, Multiple patio lighting placements, Marine quality exterior speakers and much more.



Efficient

Just like home, the forced air ducted heating systems in your Desert Fox provides fast winter warm ups. The heating system can also circulate warm air to our optional 4-Season fully enclosed, insulated holding tanks. 4-Season is standard in 5th wheel models.

Another reason Desert Fox is so efficient is because all Desert Foxes come standard with R-18 insulation in the roof and R-7 insulation in the walls. all of these features combine to make the Desert Fox a big seller in cold northern climates.





Desert Fox 17VS



Desert Fox 21SW



Desert Fox 24AS

# Comfort

You'll be assured of a restful night's sleep in your Desert Fox. All plans feature queen size deluxe mattresses. Front bedroom plans include large under bed storage areas, large full height overhead cabinets, night stands and bed wards. Additional features and options include large mirrored closets, swivel slide out TV mounts, and many other residential features providing all the comforts of home.



**Construction:**  
Desert Fox: Built Right!



Desert Fox 24AS - Bali Hai Interior

Whether it's materials like our one piece heavy gauge roof membrane, our one piece corona treated filon outer wall, our WBP marine grade plywood decking, our thick wall aluminum framing, or our construction grade dimensional lumber, we use only top quality materials in the Desert Fox.

We assemble our coaches using the best proven construction methods and processes too. Within our laminated walls are fully welded (not spot welded) aluminum frames with solid block foam insulation. Our custom cabinet production uses face frame construction & real plywood shelving (not chipboard). Our Northwood roof truss system bonds exterior plywood decking to the trusses as a unified structure that is amazingly strong yet light weight. On Desert Fox travel trailers, the diamond plate front rockguard is tough, attractive and built to last. The Desert Fox is quality materials and construction from start to finish!

*Wide Body*

## MODEL 24 AS

90" X 90"  
FOLD-DOWN  
CARGO DOOR

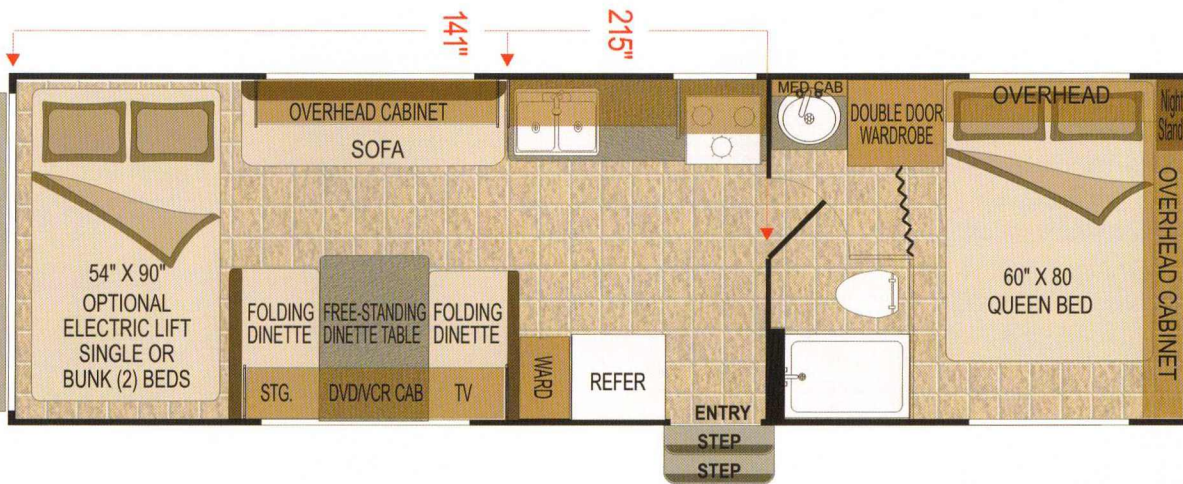


Available in all models  
Standard in 5th Wheels - Optional in Travel Trailers.

*Wide Body*

## MODEL 28 KS

90" X 90"  
FOLD-DOWN  
CARGO DOOR



## All Desert Fox models are **WIDE BODY** Floor Plans

*The finished interior width of every Desert Fox is a full 8' which makes loading your toys easier and you'll have more room for your cargo and living space.*



# Fifth Wheels

# Desert Fox 30 5J Silver Edition



Aluminum Wheels



Molded Fiberglass Front Cap

## Wide Body



# Desert Fox 38-5U Silver Edition

All of these Items are included  
in every Standard Build 38-5U

Aluminum Wheels  
Generator Ready  
Satellite Ready  
DSI Gas/Electric Water Heater  
8 Cu Ft Refer  
Heated 118 Gallon Fresh Water Tank  
Heated Holding Tanks  
High Gloss Gel-Coat Front Cap  
Oak Cabinet Doors & Drawer Fronts  
Wilson Art Counter Tops  
Night Shades  
Marbled Shower Pan / Surround  
Pullout Sprayer in Galley  
Porcelain Toilet  
Triple Step  
Charge Wizard  
Chassis Mount Spare  
CO Detector  
Stabilizer Jacks  
Range Cover  
Diamond Plate Bra  
Black Water Flush  
LPG Quick Connect  
Galley Skylight w/ Shade  
Bathroom Skylight  
Neverlube Axles  
Heavy Duty Suspension  
Phone Jack



38-5U - Bali Hai Interior

*Fifth Wheels*

Overhead Storage in Garage w/Loft Option Available



Loft Option Available



Loft Option Available



Large Flat Panel TV Available





# A Solid Foundation

## Structural Steel

All Northwood 5th Wheels & Travel Trailers are built with structural steel main rails of I-beam or C-channel. The full length main rails and full width cross members insure a solid structure for easier towing and a quality feeling structure under foot. Chassis also include Z cross members for additional strength.

All Northwood Travel Trailers include dual battery racks that are welded directly to the frame. Travel trailers include a large capacity, dual LPG tank rack that is conveniently located at the trailer tongue for quick access.



We design and build our own chassis to guarantee quality. We use only top quality Rustoleum finish to prevent rust. We also double prime our welds for added protection.


## Camber Welds

Special welds are applied along the top of the main rails to create camber. Our cambered frame has greater load carrying capabilities than others. Our chassis functions in the same way as a pre-stressed structural beam. The Desert Fox won't sag like the some competitors models under full load weight. (Even after many years of service). Extra considerations such as these insure that your Desert Fox will maintain its value and that Northwood coaches will continue to be a top performer among competitive RV manufacturers.



## Cast Iron Gas Manifold

We nest our LP gas manifold line within the chassis structure to protect it from damage. We use larger dimension pipe to improve gas flow to all appliances. We also use brass fittings to attach appliance feed lines to the manifold. All of these considerations make our gas supply system extremely durable and problem free. LP lines are protected with vinyl sleeves and sealed with silicone when they pass thru the floor.



Durable Loading Ramp




Extra Large Cargo Bay



Compact Stowable Furnishings



## Fuel Station Option




# A True 4-Season Coach

Standard on all Desert Fox 5th Wheels and available as an option on all Travel Trailers

## Fully Insulated Compartment

The Desert Fox is a true 4-Season Coach. Our fully insulated holding tank area circulates warm air around the suspended tanks providing the best protection from freezing. The tanks are large and will hold up to 118 gallons of fresh water, 70 gallons of gray water storage, and up to 50 gallons in the black storage tank. The black holding tank comes with an internal sani-flush system for easy maintenance.



Fully Insulated Tank Compartments

## 4 Star Rating

RV Consumer Group has given the Desert Fox consistent high marks of Value, Reliability and Highway Control. Desert Fox is engineered for safer travel! Because our chassis are so solid, you will feel the difference when towing your Fox down the highway.



\* Average Rating of all models for Value, Reliability, and Highway Control (Independent non-profit rating organization)



Just two 'straps and a snap' and the dinette is stowed away for more storage space or for travel. The dinette opens into comfortable seating or converts to an additional bed.

Varies in certain models.

Dinette and Sofa convert into spacious sleeping areas. Double Decker Queen Bunk Beds.

Available in all models.



Select a Single or Double Queen Bunk on handy power tracks that stow the bed(s) flush against the ceiling overhead when not in use.

Available in all models.




## Other Options Available in Desert Fox:



Auto-Scan Satellite Dish



Flat Panel TV



Solar Panels 50 & 100 watt



Skylight Dome w/ Shade



5th Airborne Shock Absorbing Pin Box



Photos in this brochure contain optional and standard items, and decor items. See dealer for specific information regarding standard equipment and optional features. Photos and drawings are representative of Northwood products and may differ slightly from actual production models. Northwood continually upgrades and improves its products and reserves the right to change specifications without notice. Check with your authorized dealer for update information. Northwood Manufacturing \* 59948 Downs Road \* PO Box 3359 \* La Grande, OR 97850 \* (541)962-6274 \* [www.northwoodmfg.com](http://www.northwoodmfg.com)

# Options and Features:

	17	21	24	28	30	38
	VS	SW	AS	KS	5J	5U
<b>CONSTRUCTION</b>						
Hardwall-Filon	I	I	I	S	S	S
Storm Windows	O	O	O	O	O	O
Thermal Pane Windows	O	O	O	O	O	O
<b>CHASSIS, FRAME &amp; SUSPENSION</b>	<b>17</b>	<b>21</b>	<b>24</b>	<b>28</b>	<b>30</b>	<b>38</b>
Shock Absorbers-All Wheels	N	S	S	S	S	S
Dual Axle	S	S	S	S	S	N
Torkflex Axle	S	N	N	N	N	N
Triple axle	N	N	N	N	N	S
Extended Pin Box	N	N	N	N	S	S
Chassis Mount Spare	N	N	I	I	I	I
Rear Mount Spare w/ Cover	I	I	N	N	N	N
12V Power Jack	I	I	I	I	I	I
16" Tire/Wheel Upgrade	N	I	I	S	S	I
Aluminum Wheels	I	I	I	I	I	I
Double Step	S	N	N	N	N	N
Triple Step	N	I	I	I	I	I
<b>ELECTRICAL</b>	<b>17</b>	<b>21</b>	<b>24</b>	<b>28</b>	<b>30</b>	<b>38</b>
Phone Jack	O	O	O	O	O	O
50w Solar Panel w/ Controller	O	O	O	O	O	O
100w Solar Panel w/ Controller	O	O	O	O	O	O
Satellite Ready	I	I	I	I	I	I
Satellite Dish	O	O	O	O	O	O
Generator Ready	I	I	I	I	I	I
2.5 Onan Generator LP	O	O	N	N	N	N
2.8 Onan Generator Gas	O	O	N	N	N	N
3.6 Onan Generator LP	N	O	O	O	O	O
4.0 Onan Generator Gas	N	O	O	O	O	O
5.5 Onan Generator Gas	N	N	N	N	O	O
50 Amp Service	N	N	N	O	O	O

Some features are not available on certain models, see your authorized Desert Fox Dealer for more information. Northwood Manufacturing reserves the right to modify options, change features & plan configurations at any time.

Your Desert Fox / Northwood Dealer

Print Date 3/08

	17	21	24	28	30	38
	VS	SW	AS	KS	5J	5U
<b>HEATING &amp; AIR CONDITIONING</b>						
20M BTU Auto Ignition Furnace	S	N	N	N	N	N
25M BTU Auto Ignition Furnace	N	S	S	N	N	N
30M BTU Auto Ignition Furnace	N	N	N	S	N	N
42M BTU Auto Ignition Furnace	N	N	N	N	S	S
13.5K BTU A/C w/ Duct	O	O	O	O	I	N
15.0K BTU A/C w/ Duct	O	O	O	O	O	I
<b>BATHROOM / LAVY</b>	<b>17</b>	<b>21</b>	<b>24</b>	<b>28</b>	<b>30</b>	<b>38</b>
Shower Pan	S	O	O	O	S	S
Tub / Shower	N	S	S	S	O	O
Shower Screen	N	N	O	O	S	S
Bath Skylight	I	I	I	I	I	I
<b>KITCHEN / GALLEY</b>	<b>17</b>	<b>21</b>	<b>24</b>	<b>28</b>	<b>30</b>	<b>38</b>
Extra Large 8' Refer	I	I	I	I	S	S
<b>LIQUID PROPANE GAS</b>	<b>17</b>	<b>21</b>	<b>24</b>	<b>28</b>	<b>30</b>	<b>38</b>
Dual 30# LPG Bottles	S	S	S	S	N	N
Dual 40# LPG Bottles	O	O	O	O	S	S
Soft Cover for 40# LPG Bottles	O	O	O	O	N	N
<b>PLUMBING</b>	<b>17</b>	<b>21</b>	<b>24</b>	<b>28</b>	<b>30</b>	<b>38</b>
Heated Holding Tanks	I	I	I	I	I	I
6 Gal DSI Gas/Electric Water Heater	I	I	I	I	N	N
10 Gal DSI Gas/Electric Water Heater	N	N	N	N	S	S

**KEY:** S Standard (no charge) I Includes this Option O Option Available on Request N Not Available in this Model

Please note that some options are not available in certain plans and some options are automatically included in a standard production run. As a regular practice, Northwood manufactures it's coaches with standard features and popular options that our customers consistently request. Because these options are nearly always requested, our regular manufacturing runs will include all of these most popular 'optional' features. See the list on page 6 for features (both standard and optional), that are universally included in all standard build manufacturing runs. In the chart above, you will also find additional (S) standard features and (I) Included optional features that are available only in certain floor plans.

	<i>Silver Fox Edition / Aluminum Superstructure</i>					
Model Number	17-VS	21-SW	24-AS	28-KS	30-5J	38-5U
Dry Axle Weight (approx lbs)	4089	4851	5616	5950	6527	9408
Dry Hitch Weight (approx lbs)	820	840	1100	1200	1860	2020
Net Carrying Capacity (approx lbs)	3091	4709	3684	4850	5613	6572
Gross Dry Weight (approx lbs)	4909	5691	6716	7150	8387	11428
Gross Vehicle Weight Rating (GVW) - lbs	8000	10400	10400	12000	14000	18000
Exterior Length (approx w/ hitch)	20'9"	25'0"	27'6"	32'0"	31'2"	38'7"
Exterior Height (approx w/o A/C)	11'	11'4"	11'4"	11'7"	11'8"	11'8"
Exterior Width (approx w/o Awning)	8'6"	8'6"	8'6"	8'6"	8'6"	8'6"
Tire Size	ST205 75R15	ST235 80R16	ST235 80R16	ST235 80R16	ST235 80R16	ST235 80R16
Load Range	C	E	E	E	E	E
Fresh Water Capacity (approx gal)	59	78	78	96	118	118
Gray Water Tank (approx gal)	41	46	38	47	54	35/35
Black Water Tank (approx gal)	35	37	35	50	35	35
LPG Capacity (approx gal)	14	14	14	14	20	20
CSA - Canadian Dealers Only	Yes	Yes	Yes	Yes	Yes	Yes

Weights include Slide-out (if applicable), some options are not included in weights. [www.northwoodmfg.com](http://www.northwoodmfg.com)