


Sport Utility  
RVs From the  
makers of  
**NASH &**  
Arctic Fox



 *by Northwood*

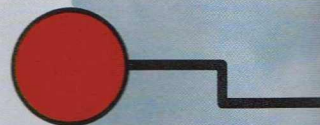

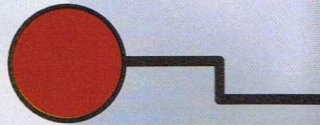
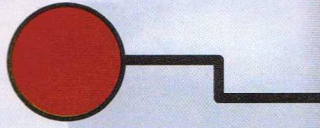
# W


elcome to all  
weather fun with  
the comforts you can enjoy!

The DESERT FOX surv is constructed with the same quality and durability so well known in the NASH and ARCTIC FOX RVs from Northwood. You will find comfortable living space, large cargo areas, attractive and usable decors, large cupboard and storage areas, and very large water tank capacities, See how easily you can open and close the rear door/ramp and see how well it is sealed against dust and water.

Check out some of these other features: Outside speakers to go with your Kenwood stereo system, lots of outside lights, outside shower. Then there is the semi-auto winterization system, black holding tank flush system, optional air conditioner, generator, fuel station with 24 gallon tank and many, many more features to make your playing and camping a memorable experience.

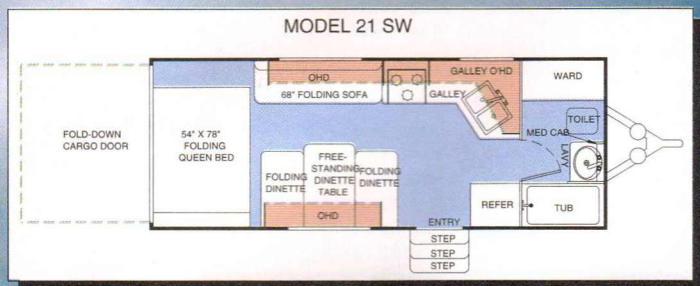
*"It just doesn't  
get any better  
than this!"*



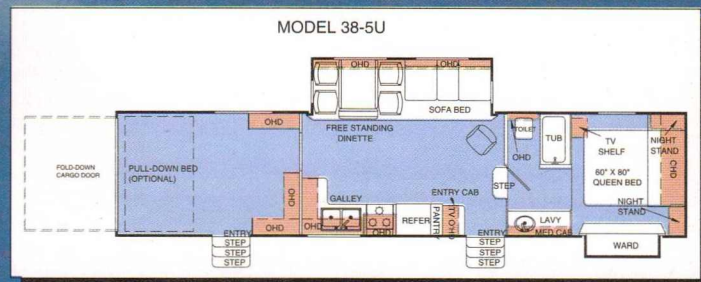


# 2004 Floor Plans

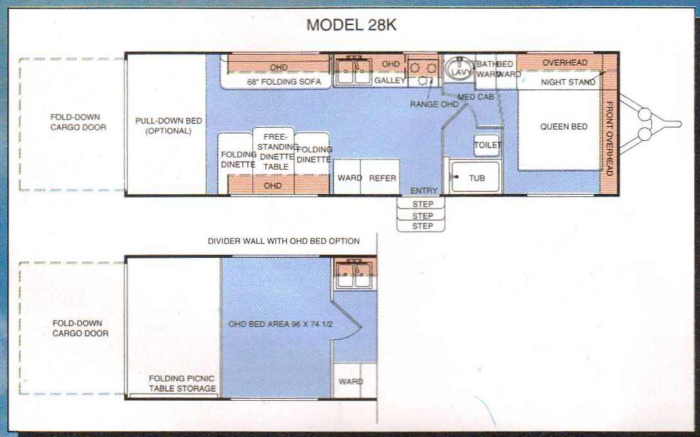
## Model 21 SW



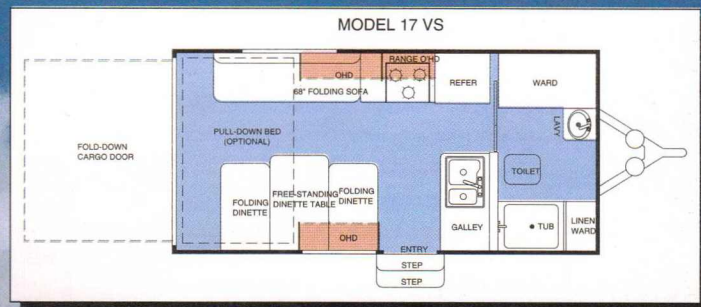
## Model 38-5US



## Model 28KS



## Model 17 VS



- **Construction & Exterior Features**
  - \* Deluxe Mesa Aluminum Sidewalls (Optional Hardwall)
  - \* Structural Steel Chassis
  - \* Double Primed Welds to Reduce Rusting
  - \* Rustoleum Coated Chassis
  - \* One Piece Rubber Roof
  - \* R-7 Insulation in Walls and Floors
  - \* R-18 Insulation in Ceiling
  - \* 2" X 3" Floor
  - \* Northwood Roof Truss System
  - \* Radius Cornered Windows w/Interior Fasteners
  - \* R/S D/S High Intensity Exterior Work Lights
  - \* Outside Speakers
- **High Payload Axles, Tires & Wheels**
  - \* Double Steps (Optional Triple Steps)
  - \* Tandem Axles
  - \* Electric Brakes on All Wheels
  - \* Radial Tires & Chrome Wheels
  - \* Chrome Lug Nuts & Hub Covers
  - \* Shock Absorbers All Wheels
- **Additional Exterior Benefits**
  - \* Awning
  - \* Roof Rack & Ladder
  - \* Large Capacity Water & Holding Tanks
  - \* Dual 30# LPG Bottles (40# on 5US)
  - \* LPG Auto Change Over and Bottle Cover
  - \* Dual Battery Rack
  - \* Freeze Resistant Water Lines
  - \* Skylight Roof Vents and Power Bath Vent
  - \* Radius Exterior Storage Compartments- Automotive Seals-1" Insulated-Locking Retractable Entry Steps
  - \* 30" X 72" Radius Entry Door w/Window
  - \* Flush Mount Entry Door Lock w/Dead Bolt
  - \* Screen Door w/Kick Panel
  - \* Mud Flaps
  - \* Ventilating Emergency Exit Windows
  - \* Exterior Shower
  - \* Black Holding Tank Flush System
  - \* Semi-Automatic Winterization System

- **Convenience Features**
  - \* Prewired for Stereo W/Quality 25-Watt Speakers
  - \* Prewired for Cable TV w/Park Receptacle
  - \* Prewired for Roof Air Conditioner
  - \* Quick-Recovery Gas Water Heater w/Insulated Porcelain Tank
  - \* 12-Volt Patio, Hitch & Waste Dump Lights
  - \* RV Systems Monitor Panel
- **Essential Safety Features**
  - \* Smoke Detector
  - \* LPG Leak Detector
  - \* Fire Extinguisher
  - \* GFI Circuit Protection
  - \* Doorside GFI Patio Receptacle
  - \* Entry Assist Handle
  - \* Flush Floor Tie Downs 6 Locations
- **Spacious Work Surface in Galley**
  - \* Double Door Climate Control Refer w/Raised Panel Inserts
  - \* Extra Large 22" Range w/Broiler Oven
  - \* Prewired for Microwave Oven
  - \* Range Hood w/Light & Exhaust Fan
  - \* Hi-Rise Galley Faucet
  - \* Sink Cover
  - \* Residential Style Self-Edged Counter Tops
  - \* OHD Cabinets Complete w/Divider Shelves to Maximize the Abundant Storage Areas
  - \* Drawers Slide on Roller Guides
  - \* 12" Acrylic Back Splash Surrounds Range
- **Practical Bathroom Design**
  - \* Marine Toilet with Foot Pedal
  - \* Large Lavy Bowl
  - \* Hand Crafted Medicine Cabinet w/Leaded-Style Mirror

- **Additional Interior Benefits**
  - \* Large AC/DC Power Converter w/Battery Charger
  - \* 12-Volt Interior Lighting System
  - \* TV Antenna
  - \* Fluorescent Lighting
  - \* Mini Blinds and Coordinated Valance Treatment on All Windows
  - \*\* Custom R/S D/S Dual Roll Over Sofas (Opt R/S Roll Over Sofa D/S Flip Dinette)
  - \* 20 Mil Designer Vinyl Flooring
  - \*\* Fold Down (Murphy) Bed
  - \*\* Upgrade 7" Inner Spring Mattress
  - \* Raised Panel Doors Throughout
  - \* Radius Finished Edges on OHD Cabinets
  - \* Choice of Interior Decor Colors
- **Popular Options**
  - \* 13.5 BTU Air Conditioner w/Ducting
  - \* 8 cu ft Double Door Refer
  - \* Microwave Oven
  - \* Range Cover
  - \* Rear Screen Wall
  - \* Rear Awning
  - \* Rear Patio Room
  - \* Hardwall
  - \* Kenwood Stereo Cassette or CD Player
  - \* Phone Jack
  - \* Solar Ready - 50 or 100 Watt Solar Panels
  - \* Satellite Ready
  - \* Stabilizer Jacks
  - \* DSI Gas or Gas/Electric Water Heater
  - \* Heated Holding Tanks
  - \* Chassis Mount Spare Tire
  - \* Storm Windows
  - \* Roll Up Carpet Kit
  - \* Generator Ready-Generator-CO2 Detector
  - \* 12-Volt Power Jacks
  - \* Fan Power Vent
  - \* Diamond Plate Front Rockguard
  - \* Skylight Dome with Shade
  - \* Fuel Station
  - \* Bar-B-Que
  - \*\* Pull Down Bunk
  - \* CSA Certified

**FULL 2 YEAR WARRANTY**

**2004 Specifications**

Description	*5th Wheel W/Slide-outs							
	17-VS	17-VS HW	21-SW	21-SW HW	28-KS	28-KS HW	38-5US*	38-5US HW*
Dry Axle Weight (approx lbs)	3909	4069	4653	4773	5985	6150	8788	9348
Dry Hitch Weight (approx lbs)	800	820	740	820	1200	1265	2020	2080
Net Carrying Capacity (NCC)	3166	2986	5007	4807	6815	6085	7192	6572
Gross Dry Weight-lbs (w/o options)	4709	4889	5393	5593	7185	7415	10808	11428
Gross Vehicle Weight Rating (GVWR)	7875	7875	10400	10400	13500	13500	18000	18000
Exterior Length (approx w/hitch)	20'9"	20'9"	25'	25'	32'	32'	38'7"	38'7"
Exterior Height (approx w/o AC)	11'	11'	11'4"	11'4"	11'7"	11'7"	11'8"	11'8"
Exterior Width (approx w/o awning)	8'6"	8'6"	8'	8'	8'6"	8'6"	8'6"	8'6"
Tire Size	ST205-75R15	ST205-75R15	ST225-75R15	ST225-75R15	ST235-85R16	ST235-85R16	ST225-75R15	ST225-75R15
Load Range	C	C	D	D	E	E	D	D
Fresh Water Capacity (approx gallons)	59	59	72	72	96	96	90	90
Gray Water Tank (approx gallons)	41	41	45	45	47	47	70	70
Black Water Tank (approx gallons)	35	35	37	37	50	50	35	35
LPG Capacity (approx gallons)	14	14	14	14	14	14	20	20

HW=Hardwall

Your DESERT FOX Dealer is

Photos and drawings are representative of the DESERT FOX sport utility trailer and may differ slightly from actual production models. We at Northwood continually upgrade and improve our DESERT FOX products and reserve the right to change specifications without notice. Check with your authorized dealer for updated information.

Northwood Manufacturing  
59948 Downs Road  
P.O. Box 3359  
La Grande, OR 97850  
Phone: 541-962-6274  
nashmfg@eoni.com  
[www.northwoodmfg.com](http://www.northwoodmfg.com)

Northwood of Virginia  
PO Box 2630 - zip 22604  
380 Battaile Dr - zip 22601  
Winchester VA  
Phone: 540-542-6140  
[northmfg@shentel.com](mailto:northmfg@shentel.com)

